

Chairperson and Committee Members
CORPORATE BUSINESS COMMITTEE

10 MAY 2012

Meeting Status: **Public**

Purpose of Report: For Information

**ACTIVITY REPORTS: THIRD QUARTER 1 JANUARY TO
31 MARCH 2012**

PURPOSE OF REPORT

- 1 This report provides the Corporate Business Committee with a quarterly performance overview of each Activity published in the 2011/12 Annual Plan.

SIGNIFICANCE OF DECISION

- 2 The Council's significance policy is not triggered by this report.

BACKGROUND

- 3 The Corporate Business Committee is responsible for monitoring Council's performance against the 2011/12 Annual Plan.
- 4 This cover report provides a Summary of Performance across all of the Activities listed in the 2011/12 Annual Plan. Appendix A provides a summary list of the projects included in the Activity Reports. The detailed Activity Reports, attached as Appendix B, provide the Committee with a way of measuring throughout the financial year how well the organisation is delivering on the objectives published in the 2011/12 Annual Plan. The performance results are presented in the following format:

- **Activity Overview**

This provides an overview of Activity highlights, a summary of key performance indicator results and, where applicable, a summary of project status.

- **Key Performance Indicators**

The results are presented in two categories: Key Actions/Outputs and Level of Service Measures.

- **Capital Expenditure Projects \$250,000 and above**

This provides the status of each key project over \$250,000 together with a narrative non-financial overview of progress.

- **Additional Significant Projects**

This provides the status of additional key projects. These projects are contained in the 2011/12 Annual Plan and while not necessarily having large capital expenditure budgets associated with them, they do have an important impact on how this Council delivers upon its Annual Plan commitments.

- **Capital Expenditure Projects with a value of less than \$250,000.**
This provides a summary of Capital Expenditure for the Activity.
- **Statement of Cost of Activity**
This provides a summary of the cost and funding to deliver services in each Activity.

5 Activity Reports are scheduled to be presented to the Corporate Business Committee no more than six weeks following the end of each quarter

CONSIDERATIONS

Summary of Performance across all Activities

Key Performance Indicators: Actions /Outputs.

6. These cover the more project based work associated with each Activity. There are 22 Key Actions/Outputs listed across the 16 activities in the 2011/12 Annual Plan. Four of those are not relevant for this reporting period or no longer required. The performance of the remaining 18 relevant Key Actions / Outputs to 31 March 2012 is graphed in Figure 1 below:

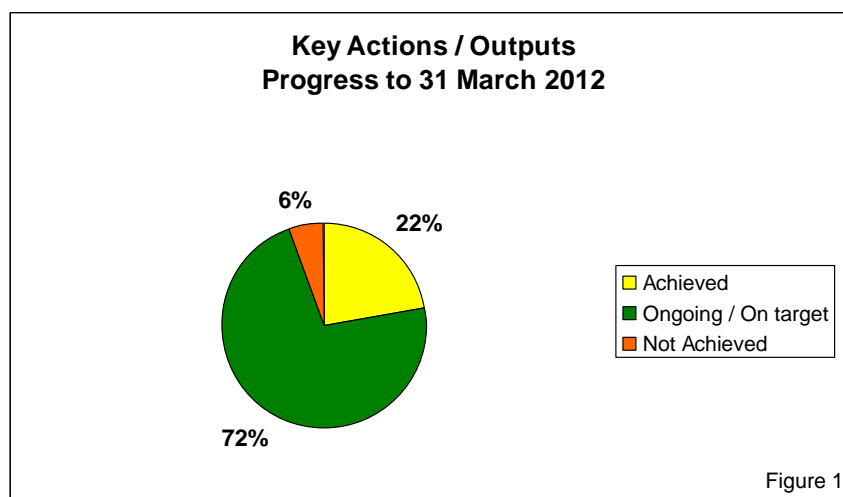
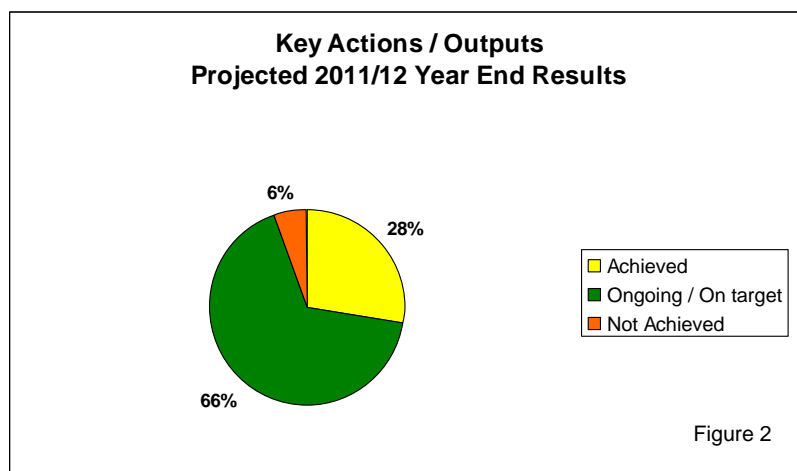


Figure 1

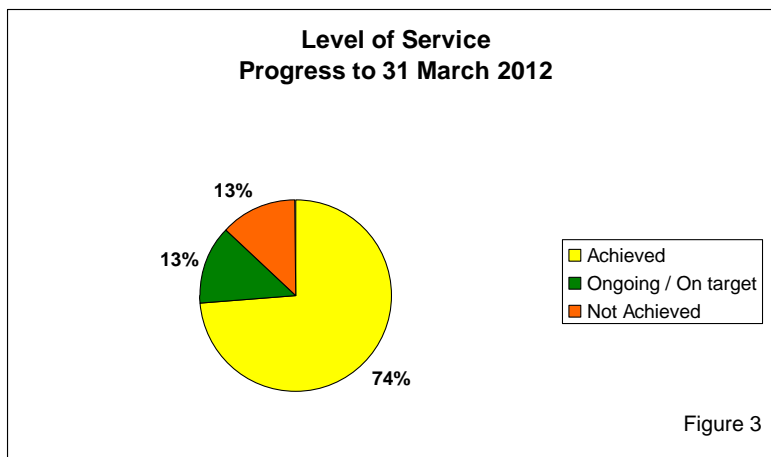
Achievement Category	Nine Month Result to 31 March 2012
Achieved	4
Ongoing / On target	13
Not achieved	1
Total Relevant Key Actions / Outputs	18
Not relevant this reporting period	4
No longer required	0
Total Key Actions / Outputs	22

7 The level of performance graphed above is for the first nine months work of the financial year. The year end outcome is expected to improve on that result with 28% projected to be achieved and 68% ongoing / on target. Figure 2 below graphs that projection.



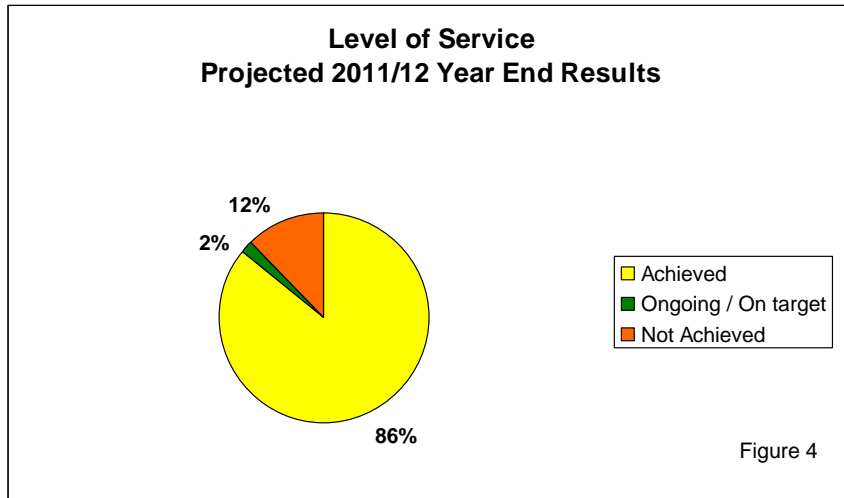
Achievement Category	Projected Year End Outcome 2011/12
Achieved	5
Ongoing / On target	12
Not achieved	1
Total Relevant Key Actions / Outputs	18
Not relevant this reporting period	4
No longer required	0
Total Key Actions / Outputs	22

- 8 **Key Performance Indicators: Level of Service Measures.** These measures cover the work undertaken in each Activity that does not have a specific end date. There are 108 Level of Service Measures; nine of which are not relevant or no longer required in this reporting period. Performance against the remaining 99 relevant Level of Service Measures is shown in Figure 3 below.



Achievement Category	Progress to 31 March 2012
Achieved	73
Ongoing / On target	13
Not achieved	13
Total Relevant Measures	99
Not relevant this reporting period	9
No longer required	0
Total Level of Service Measures	108

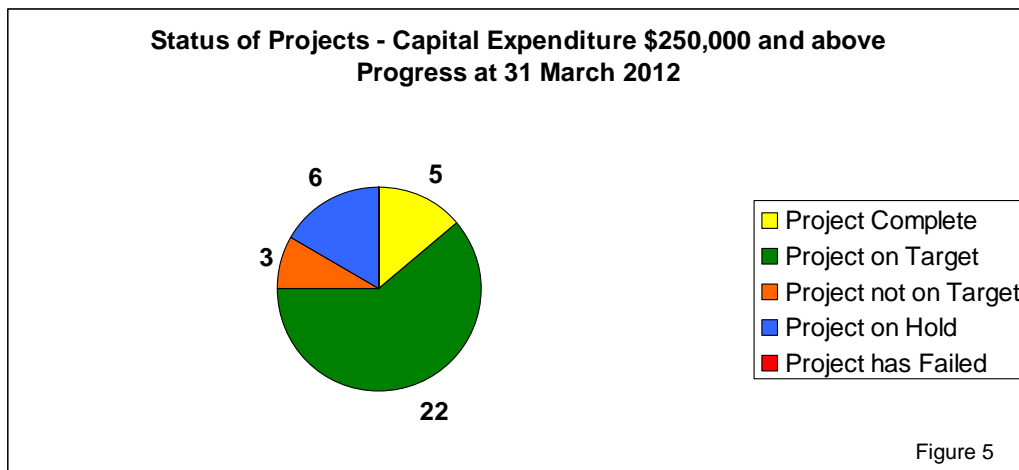
- 9 The projected year end performance for the 99 Level of Service Measures that will be relevant at year end is shown in Figure 4 below:



Achievement Category	Projected Year End Outcome 2011/12
Achieved	85
Ongoing / On target	2
Not achieved	12
Total Relevant Measures	99
Not relevant this reporting period	9
No longer required	0
Total Level of Service Measures	108

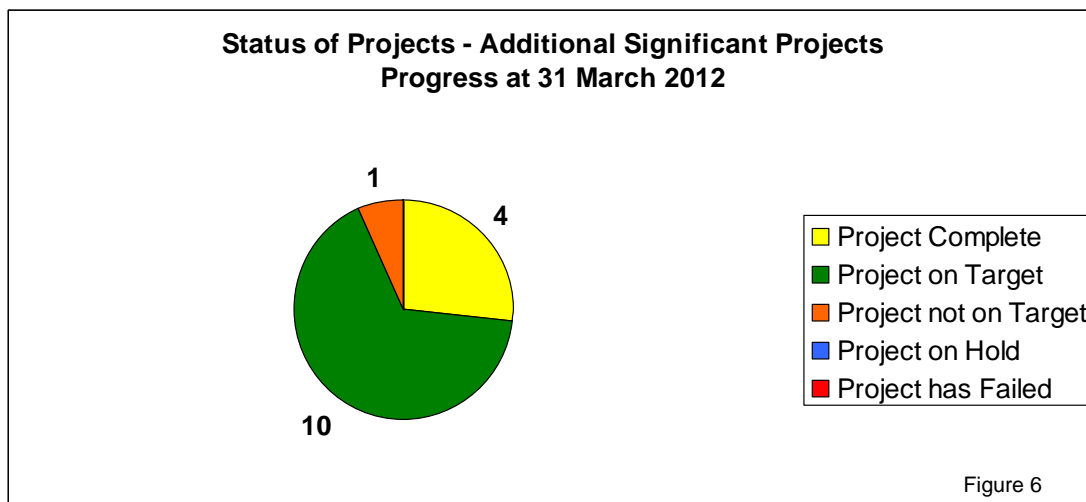
Summary of Projects - Capital Expenditure \$250,000 and Above

- 10 There are 36 Capital Expenditure projects with a value of \$250,000 and above scheduled for this financial year. Figure 5 below is a summary of progress to 31 March 2012.



Summary of Projects - Additional Significant

- 11 The graph below at Figure 6 is a summary of progress to 31 March 2012 for the 15 Additional Significant projects.



Financial Considerations

- 12 The Activity Reports attached as Appendix B to this Report provide a summary, as at 31 March 2012, of the budget detail for each Activity.

Legal Considerations

- 13 Under the Local Government Act 2002, the Council has a legislative responsibility to monitor and report on the Council’s organisational performance.

Delegation

- 14 The Corporate Business Committee has delegated authority to consider this report under the following two delegations in the Governance Structure:

Section B.3.7:

Annual Planning

7.3 Authority to monitor Annual Plan implementation

Financial and Asset Management

7.5 Authority to monitor performance of the Council's financial activities, including income, operating and capital expenditure against budgets, remissions, key financial indicators and investment and debt/borrowings management."

RECOMMENDATIONS

- 15 That the Corporate Business Committee notes the quarterly performance results contained in the Activity Reports attached as Appendix B to Report SP-12-463.

Report prepared by:

Approved for submission by:

**Katrina Shieffelbein
Monitoring Officer**

**Gael Ferguson
Group Manager
Strategy and Partnerships**

**Warwick Read
Group Manager
Finance**

ATTACHMENTS:

Appendix A – Summary List of Projects
















Appendix B – Activity Reports.

Appendix A - Summary List of Projects

2011/12 Projects – Capital Expenditure \$250,000 and above







Activity	Project Name	General Ledger Code	Category
Water Management	Additional Water Supply / Storage Capacity	GL-484E1	
	Ōtaki Reservoir	GL-58311	
	Reinforce Beach Reticulation	GL-4833H	
	Waikanae Water Treatment Plant Upgrade	GL-48471 GL-48451	
Wastewater Management	Paraparaumu Inflow and infiltration Reduction	GL-3884U GL-3883J	
	Paraparaumu – Raumati Pump Station Planned Renewals	GL-3883C	
	Rauparaha Wastewater Pump Station Emergency Storage	GL-4884N	
Stormwater Management	Mazengarb Maps/ Projects	GL-381D6	
	Ocean Road Stormwater	GL-28162	
	Paraparaumu Beach Local Catchments Upgrade	GL-38147	
	Raumati Beach CBD Stormwater Upgrade	GL-381D2	
	Waikakariki Stream Gravel Extraction	GL-18412	
	Waimanu Lagoon Flood Control Gate	GL-48135	
Parks and Open Space	Maclean Park Development	GL-150C2	
	Main Street, Ōtaki Upgrade	GL-12383	
	Marine Gardens Upgrade	GL-12186	
	Mazengarb Park Multi Sport Turf Changing Room	GL-150C5	
	Public Toilet – Te Atiawa Park	GL-14041	
Libraries, Arts and Museums	Materials Additions	GL-14811	
	Mahara Gallery / Waikanae Library Upgrade	GL-1483W GL-13542	
Development Management	Ōtaki Main Street Upgrade	GL-18244	
	Raumati Beach Town Centre Upgrade	GL-18246	
	Strategic Land Purchase	GL-13170 GL-150BJ GL-1504P	
Community Facilities	Coastlands Aquatic Centre	GL-15556	
	Rimu Road Building Alterations – Civic Administration Building Upgrade	GL-0125D GL-0125F	
Coastal Management	Coastal Protection Paekākāriki	GL-18775	
	Marine Parade and Wharemauku Roads	GL-18764	
Access and Transport	District Footpath Upgrade	GL-1793F	
	Hillcrest Road Roundabout	GL-17952	
	Intersection Upgrade – Kāpiti Road & Rimu Road	GL-17929 GL-17911	
	Minor Improvements	GL-1793A	
	NZTA Traffic Services Renewals	GL-1792G	
	Sealed Road Resurfacing	GL-1792B	
	The Esplanade Upgrade	GL-17952	
	Western Link	GL-18660 GL-18661 GL-18662 GL-18667 GL-18660	
Other Corporate Services	Hardware Upgrades – PCs	GL-01971	

The project status is displayed using the categories detailed on the following page.

Activity	Project Name	General Ledger Code	Category
Water Management	Water Conservation Plan	GL-484E2 GL-484E3 GL-484E4 GL-484E5 GL-484E6 GL-484E7	
	Water Meters – Water Conservation		
Supporting Environmental Sustainability	Energy Efficiency Projects	GL-18320	
Solid Waste	Solid Waste Plan (including regional)	N/A	
Governance and Tāngata Whenua	Regional Governance Review	N/A	
Economic Development	Activity Review	N/A	
	Broadband	GL-01976	
	Clean Technology	N/A	
	Local Food Economy	GL-1332G	
Development Management	District Plan Review	GL-1692E GL-16920	
Coastal Management	Coastal Hazard Assessment Process		
Access and Transport	Cycleways, Walkways, Bridleways Implementation	GL-1790A	
	Expressway	GL-179G2	
Other Corporate Services	Asset Management Planning.	N/A	
	Shared Services Strategy	N/A	

The project status is displayed using the following categories:

Category

-  **Project Complete.**
-  **Project on Target.**
-  **Project not on Target.** Project encountering challenges. (i.e. there are issues with quality, schedule, budget, but these are considered recoverable).
-  **Project has Failed.** All work on this project has stopped and it is not expected to continue in the future. (i.e. project is unrecoverable – no matter how much the parameters (scope, time, effort/cost, and quality) are adjusted).
-  **Project not yet started,** so it is not reported.
-  **Project on Hold.**