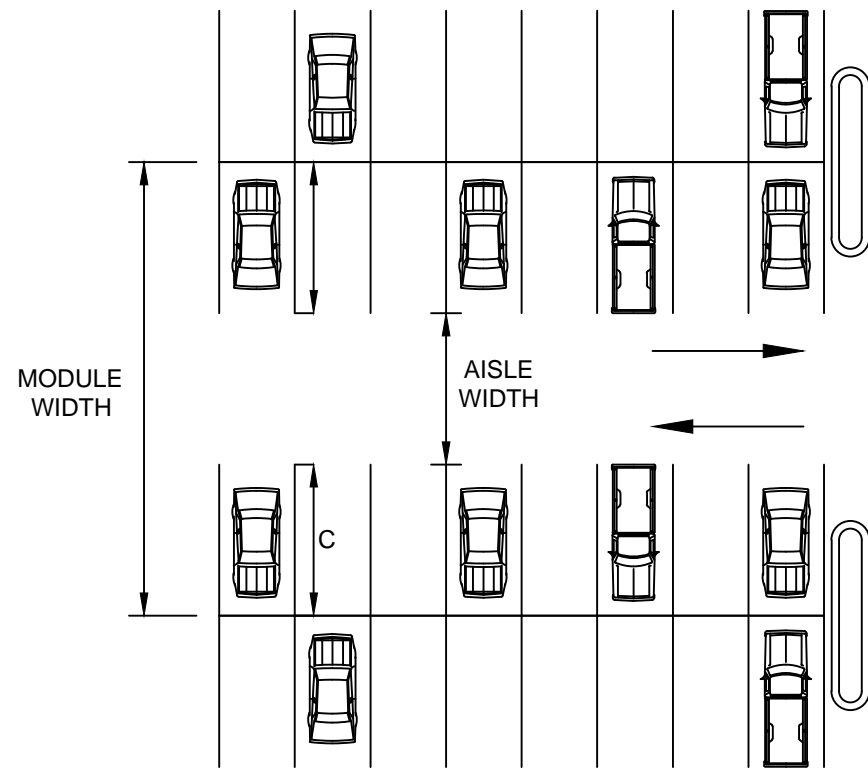
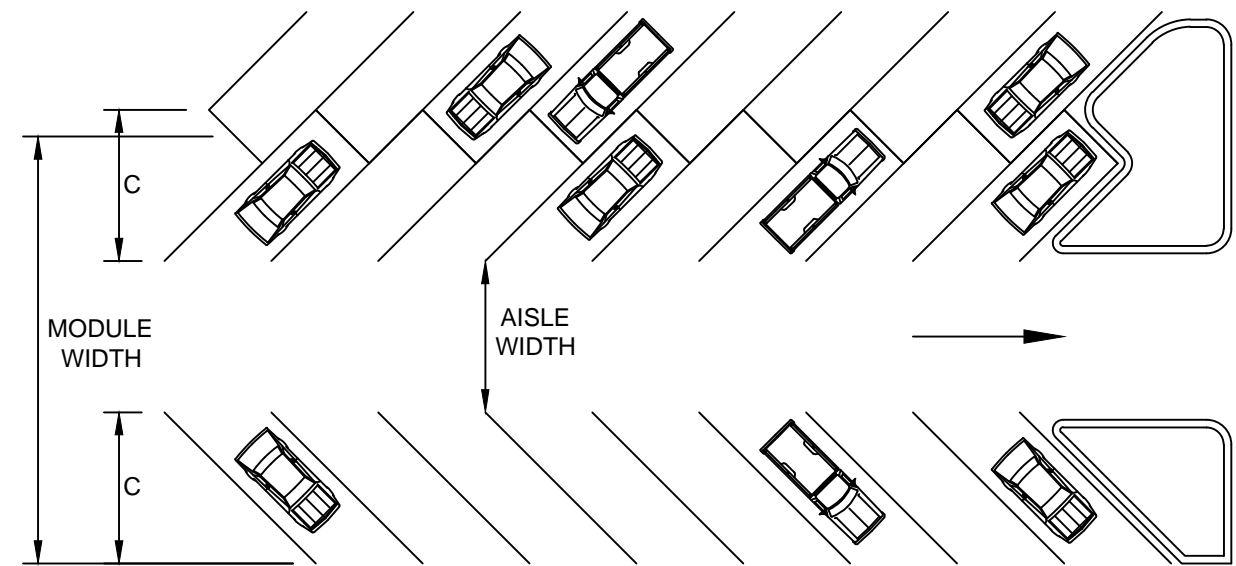


150mm
100
50
10mm
0

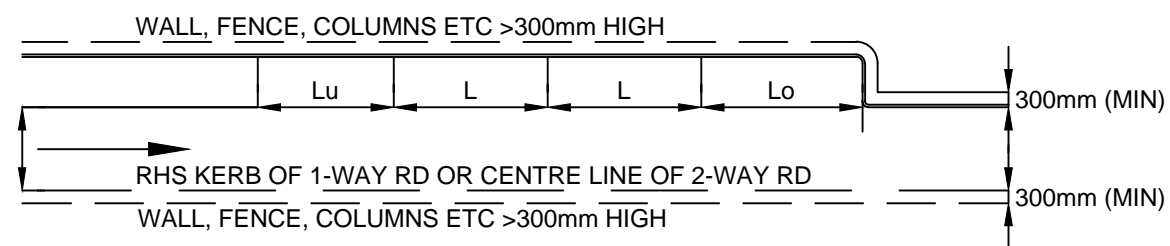


ANGLE PARKING
90 DEGREE



ANGLE PARKING
OTHER THAN 90 DEGREE

PARALLEL PARKING



AISLE WIDTH (ONEWAY), W	SPACE LENGTH, L	SPACE LENGTH OBSTRUCTED SPACES, Lo	SPACE LENGTH UNOBSTRUCTED END SPACES, Lu
3.0	6.3	6.6	5.4
3.3	6.1	6.4	5.4
3.6	5.9	6.2	5.4

NOTE:

- FOR ANGLE PARKING REFER TO DRAWING NUMBER KCDC-TF-004.
- IF PARKING AISLE EXCEEDS 100M, TRAFFIC CONTROL DEVICES SUCH AS SPEED HUMPS SHALL BE PLACED ALONG THE PARKING AISLES.
- PARKING AISLE SHOULD NOT PROVIDE ACCESS FOR CIRCULATING TRAFFIC TO OTHER PARKING AISLES WHERE THOSE AISLES TOGETHER HAVE MORE THAN 50 PARKING SPACES, AS GOOD PRACTICE.
- REFER TO AS/NZS 2890:2004 FOR DESIGN DETAILS



STANDARD DETAILS

**TRAFFIC STANDARDS
CARPARK MODULE LAYOUTS**

Drawn	Designed	
S. TURKINGTON		
Approved	Revision Date	
F. NORKU	OCTOBER 2015	
Scale	Drawing No.	Revision
NOT TO SCALE	KCDC-TF-005	R1