





Location of Fencing, Existing Dropped Kerb Accesses and Proposed Soft Landscape Treatment.



-  Proposed locations of fencing. Numbers indicate approximate length. Total is 75m of approx 250 m property boundaries.
-  Locations of existing drop kerb accessways. Numbers indicate approximate length. Total length of accessways is 74m.
-  Locations of existing electrical poles and or street lighting. 3 electrical and 1 streetlight.
-  Proposed areas of Soft Landscape Treatment.