
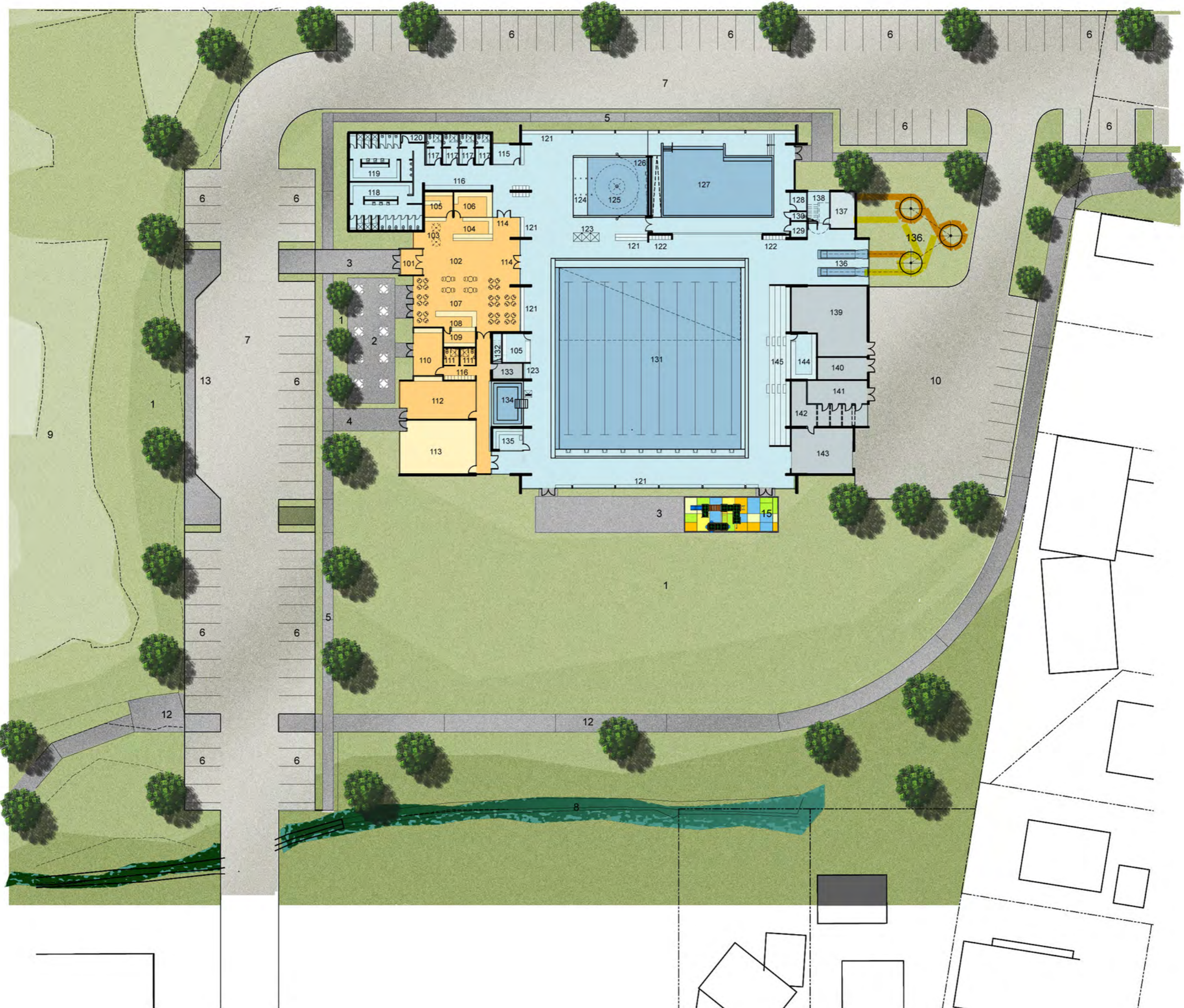


- KEY
EXTERNAL:
1. LANDSCAPING
2. COURT YARD
3. MAIN ENTRY
4. SEPARATE ENTRY FOR CLUB RM AND WELLNESS
5. FOOTPATH
6. CARPARK
7. ROAD
8. STORM WATER SWALE
9. EXISTING SAND DUNE
10. SERVICE YARD
11. BRIDGE
12. MODIFIED EXISTING CYCLE PATH
13. BUS DROP OFF
14. BRIDGE CLUB
15. PLAYGROUND

- AQUATIC CENTRE
STAGE 1:
100. ENTRY CANOPY
101. WIND LOBBY
102. FOYER
103. SHOP
104. RECEPTION
105. OFFICE
106. ADMIN
107. CAFE SEATING
108. CAFE SERVERY
109. CAFE KITCHEN
110. STAFF ROOM
111. DP SHOWER
112. MEETING/CLUB ROOM
113. WELLNESS
114. POOL HALL ENTRY
115. PLAYPEN
116. LOCKERS
117. DP/FAMILY CHANGE
118. FEMALE CHANGE
119. MALE CHANGE

120. CLEANERS
121. SEATING
122. PIGEON HOLES
123. POOL HALL SHOWERS
124. BEACH
125. TODDLERS POOL
126. WATERFALL
127. LEARNERS
128. OFFICE
129. STORE
130. WC
131. 25M POOL
132. STAIR TO PLANT ROOM
133. SPA PLANT
134. SPA
135. SAUNA
136. HYDROSLIDES
137. PUMP ROOM
138. STAIR TO HYDROSLIDE PLATFORM
139. F&T

140. BOILER
141. HVAC
142. ELECT RM
143. POOL STORE
144. EVENT CONTROL
145. BLEACHER
146. RISE AND FALL FLOOR
147. HYDROSLIDES PLATFORM
148. VOID



PROJECT
**KAPITI COAST
AQUATIC CENTRE**

DESCRIPTION
PRELIMINARY DESIGN
**NORTH SITE
STAGE 1
ETFE OPTION
GROUND FLOOR
PLAN**

SCALE 1:500 @ A3
DRAWN BY ASC
PROJECT NO. 06410
ISSUE 03.DEC.10
DRAWING NO:

- KEY
EXTERNAL:
1. LANDSCAPING
 2. COURT YARD
 3. MAIN ENTRY
 4. SEPARATE ENTRY FOR CLUB RM AND WELLNESS
 5. FOOTPATH
 6. CARPARK
 7. ROAD
 8. STORM WATER SWALE
 9. EXISTING SAND DUNE
 10. SERVICE YARD
 11. BRIDGE
 12. MODIFIED EXISTING CYCLE PATH
 13. BUS DROP OFF
 14. BRIDGE CLUB
 15. PLAYGROUND

- AQUATIC CENTRE
STAGE 1:
100. ENTRY CANOPY
 101. WIND LOBBY
 102. FOYER
 103. SHOP
 104. RECEPTION
 105. OFFICE
 106. ADMIN
 107. CAFE SEATING
 108. CAFE SERVERY
 109. CAFE KITCHEN
 110. STAFF ROOM
 111. DP SHOWER
 112. MEETING/CLUB ROOM
 113. WELLNESS
 114. POOL HALL ENTRY
 115. PLAYPEN
 116. LOCKERS
 117. DP/FAMILY CHANGE
 118. FEMALE CHANGE
 119. MALE CHANGE

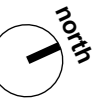
120. CLEANERS
121. SEATING
122. PIGEON HOLES
123. POOL HALL SHOWERS
124. BEACH
125. TODDLERS POOL
126. WATERFALL
127. LEARNERS
128. OFFICE
129. STORE

130. WC
131. 25M POOL
132. STAIR TO PLANT ROOM
133. SPA PLANT
134. SPA
135. SAUNA
136. HYDROSLIDES
137. PUMP ROOM
138. STAIR TO HYDROSLIDE PLATFORM
139. F&T

140. BOILER
141. HVAC
142. ELECT RM
143. POOL STORE
144. EVENT CONTROL
145. BLEACHER
146. RISE AND FALL FLOOR
147. HYDROSLIDES PLATFORM
148. VOID

- STAGE 2:
201. EVENT ENTRY
 202. WELLNESS EXTENSION
 203. OFFICE
 204. STORE
 205. DP/ FAMILY
 206. HYDROTHERAPY POOL
 207. 50M POOL
 208. MAIN STORE
 209. CONVERT STAGE 1 STORE TO . F&T

210. CHANGE ROOM
211. EVENT CONTROL
212. MOVABLE BULKHEAD



PROJECT
KAPITI COAST AQUATIC CENTRE

DESCRIPTION
PRELIMINARY DESIGN
STAGE 1
ETFE
OPTIONSTAGES 1 & 2 GROUND FLOOR PLAN

SCALE 1:500 @ A3
DRAWN BY ASC
PROJECT NO. 06410
ISSUE 03.DEC.10
DRAWING NO: