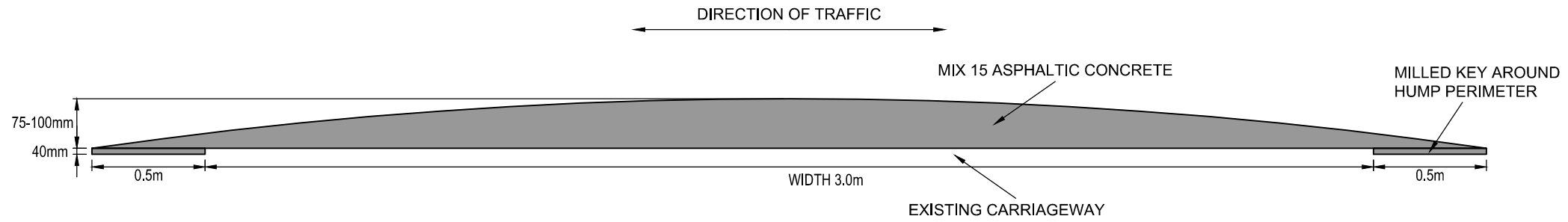
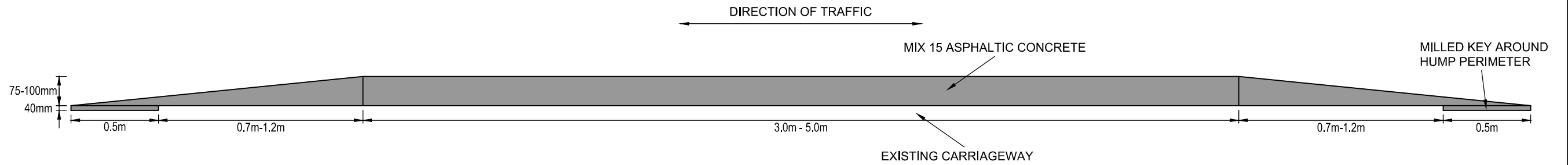


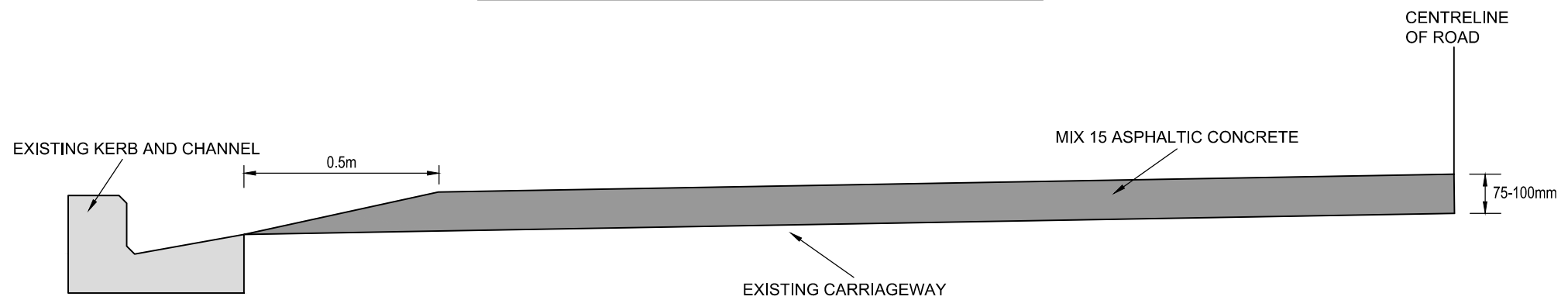
150mm
100
50
10mm
0



WATTS PROFILE (SECTION A-A')



MODIFIED WATTS PROFILE (SECTION A-A')



TYPICAL SECTION (SECTION B-B')

NOTE:

1. ALL SPEED HUMP LOCATIONS TO BE AGREED AND APPROVED BY A KAPITI COAST DISTRICT COUNCIL ENGINEER.
2. ADVISORY SPEED LIMIT TO BE AGREED AND APPROVED BY KAPITI COAST DISTRICT COUNCIL ENGINEER.
3. REFER TO MOTSAM FOR ALL SIGNS AND ROADMARKING LAYOUTS.
4. SAW CUT OR MILL EDGE, CLEAN AND STRAIGHT.
5. SAND SEAL JOIN WITH EXISTING SEAL.
6. USE PROFILE BOARD/TEMPLATE TO ENSURE CONSISTENCY DURING CONSTRUCTION



STANDARD DETAILS
ROADING STANDARDS
STANDARD SPEED HUMP DETAILS

Drawn	Designed	
S. TURKINGTON		
Approved	Revision Date	
F. NORKU	OCTOBER 2015	
Scale	Drawing No.	Revision
NOT TO SCALE	KCDC-RD-009	R4