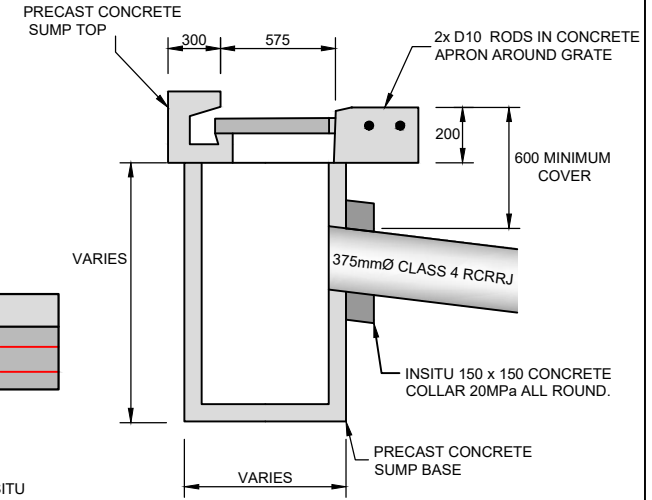
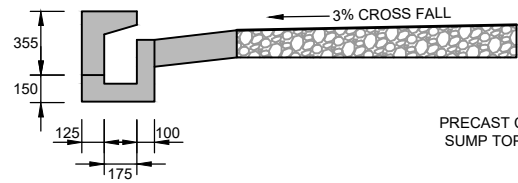
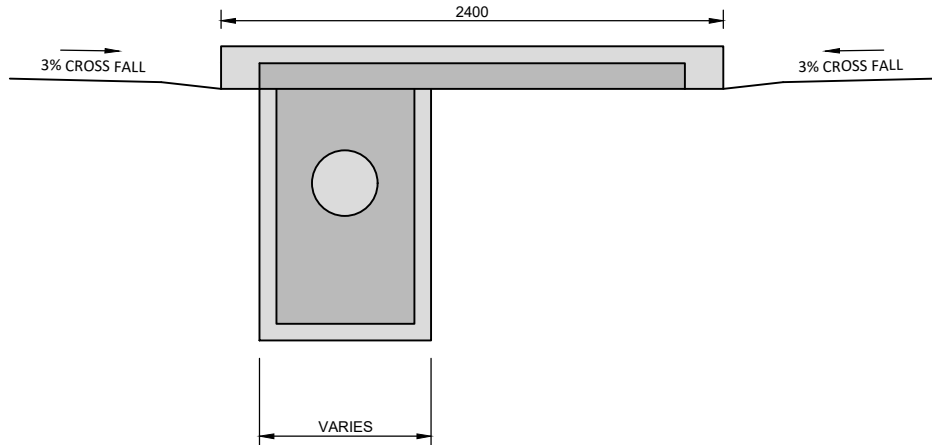
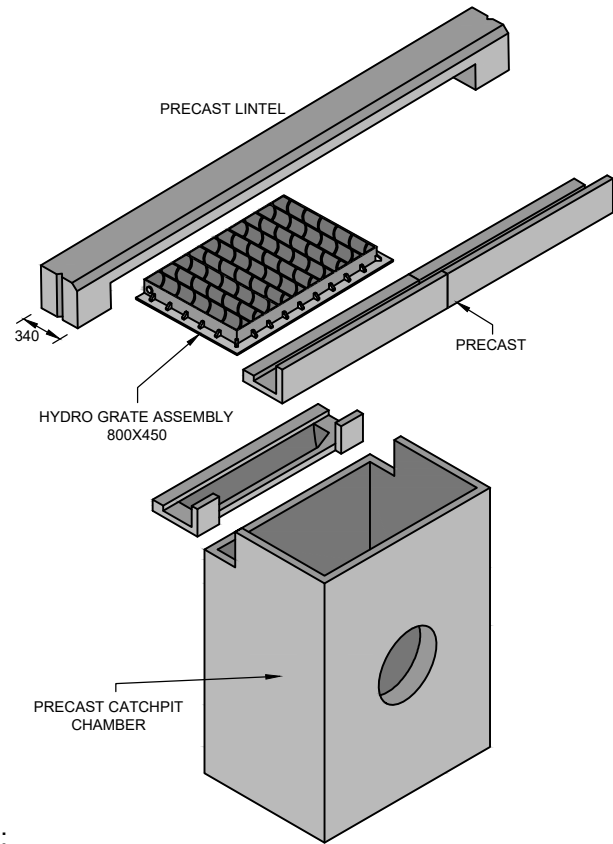
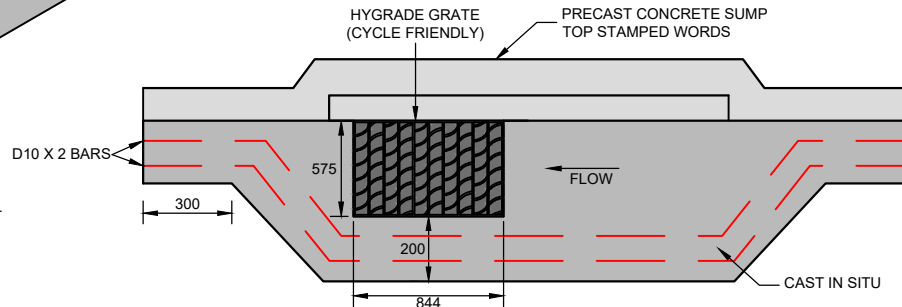


150mm  
100  
50  
10mm  
0



**NOTE:**

1. ALL CONCRETE PIPES MUST BE CUT AS PER MANUFACTURES RECOMENDATIONS.
2. CONCRETE PIPE FACES TO BE WIREBRUSHED AND EPOXYED.
3. SUMP DEPTH VARIES.
4. DO NOT BOLT DOWN GRATES FOR CLEANING PURPOSES.
5. 2x D10 BARS IN CONCRETE APRON AROUND GRATE.
6. LITTER TRAPS TO BE INSTALLED IN SHOPPING AND CATCHMENT AREAS.
7. ENVIRO PODS TO BE INSTALLED WITH SOAKPITS.
8. ALL SUMP LEADS CLASS 4
9. IF PVC SN16 PIPE IS USED FOR STORMWATER, INSTALL 2x FLEXI JOINTS WITHIN 750mm OF MANHOLES. FLEXI JOINTS VARY TO PIPE SIZE
10. ALL SUMP AND SUMP LEADS, MUST BE INCLUDED IN RAMM ASBUILT DATA.
11. FLEXI JOINTS VARY WITH PIPE SIZE, 300Ø 2 FLEXI JOINTS WITHIN 1500mm
12. SUMPS MUST BE RELOCATED CLEAR OF PROPOSED VEHICLE CROSSING



**STANDARD DETAILS**

**HIGH FLOW SUMP**

Drawn	Designed	
A. KOCHAR	J. SAXTON	
Approved	Revision Date	
G. O'CONNOR	MAY 2021	
Scale	Drawing No.	Revision
NOT TO SCALE	KCDC-SW-003	R4