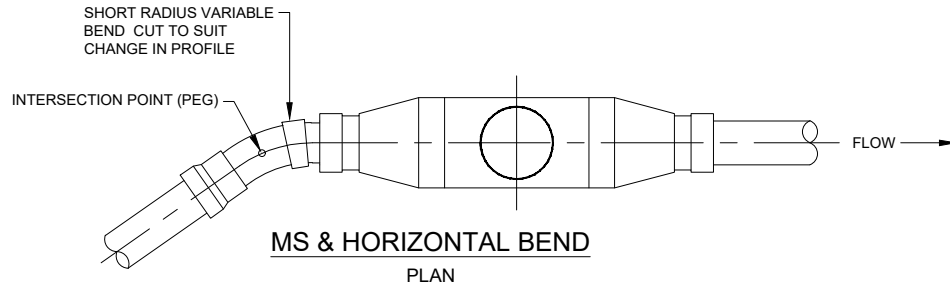
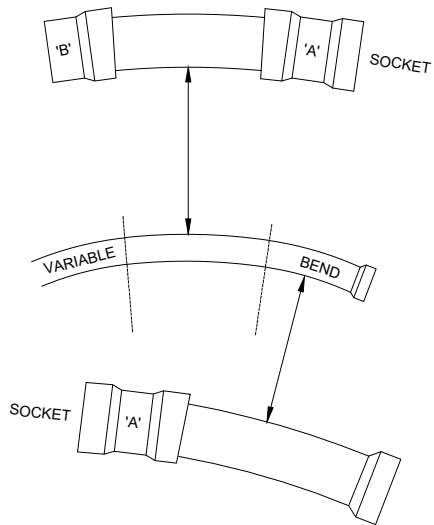




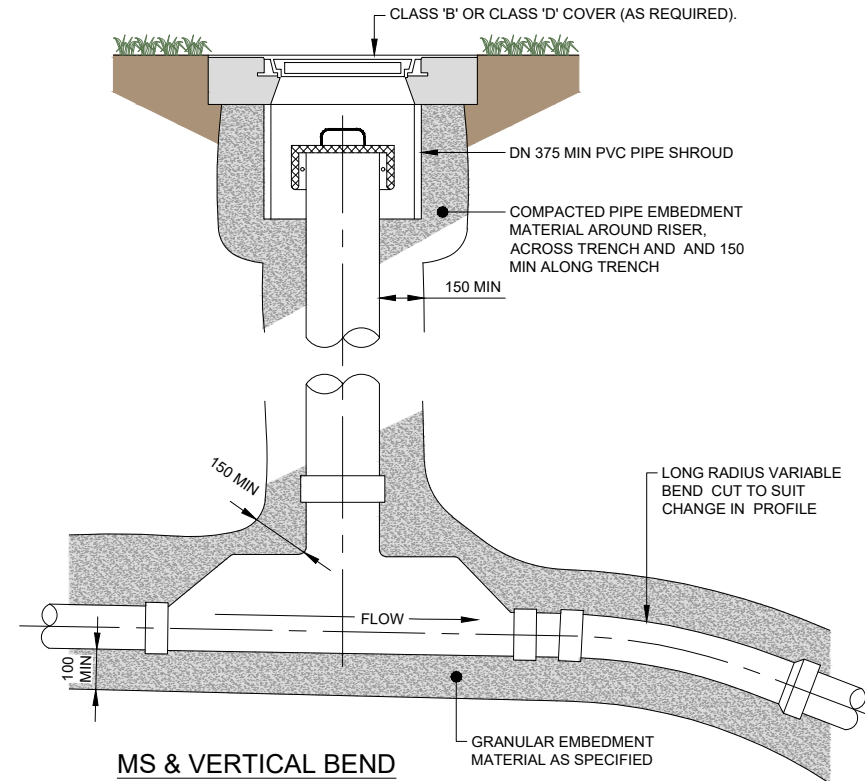
LEGEND



MS & HORIZONTAL BEND



TYPICAL VARIABLE BENDS
ALL COMBINATIONS OF ENDS ACCEPTED



MS & VERTICAL BEND

NOTE:

1. ALL DIMENSIONS IN MILLIMETRES.
2. VARIABLE BEND CUT TO LENGTH TO ACHIEVE REQUIRED DEFLECTION.
3. RECORD DETAILS OF BEND LOCATIONS AND ANGLES ON WORK AS CONSTRUCTED DRAWINGS.
4. **ALL PUBLIC DRAINAGE TO BE AS/NZS1260 SN16**

© Copyright Standards New Zealand 2011. Drawings from NZS 4404:2010 have been reproduced with permission from Standards New Zealand under Copyright Licence 000904. Refer to the complete Standard available for purchase from Standards New Zealand. KCDC AMENDMENTS TO NZS 4404:2010 SHOWN IN **BOLD**.



STANDARD DETAILS
MAINTENANCE SHAFTS
MS & VARIABLE BEND INSTALLATIONS

Drawn	J. GOODMAN	Designed	J. SAXTON
Approved	M. COLE	Revision Date	OCTOBER 2020
Scale	NOT TO SCALE	Drawing No.	KCDC-WW-005
		Revision	R3