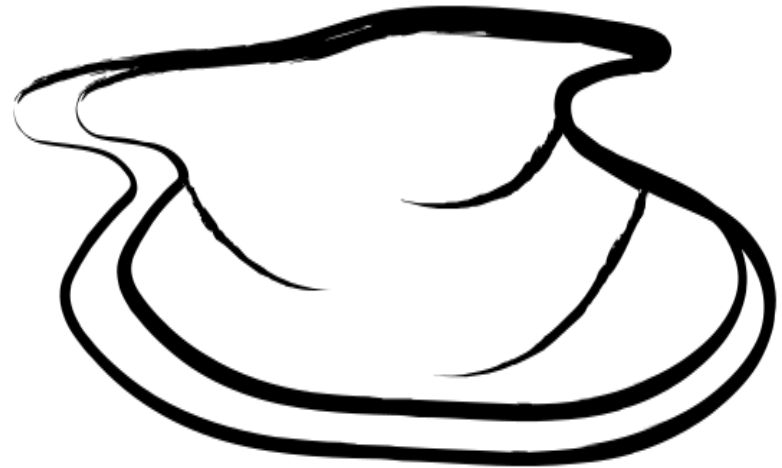


Maclean Park Skatepark

December 2023 Update




History of the skatepark


1950s original roller skating rink built



Early 80s skate ramps built



1990s NZ Skateboarding Nationals held at Maclean Park



Late 1970s asphalt banks built

Late 90s concrete ramps and features built

2013 concrete bowl extended



Current park worn out



Engagement timeline

April to August 2022

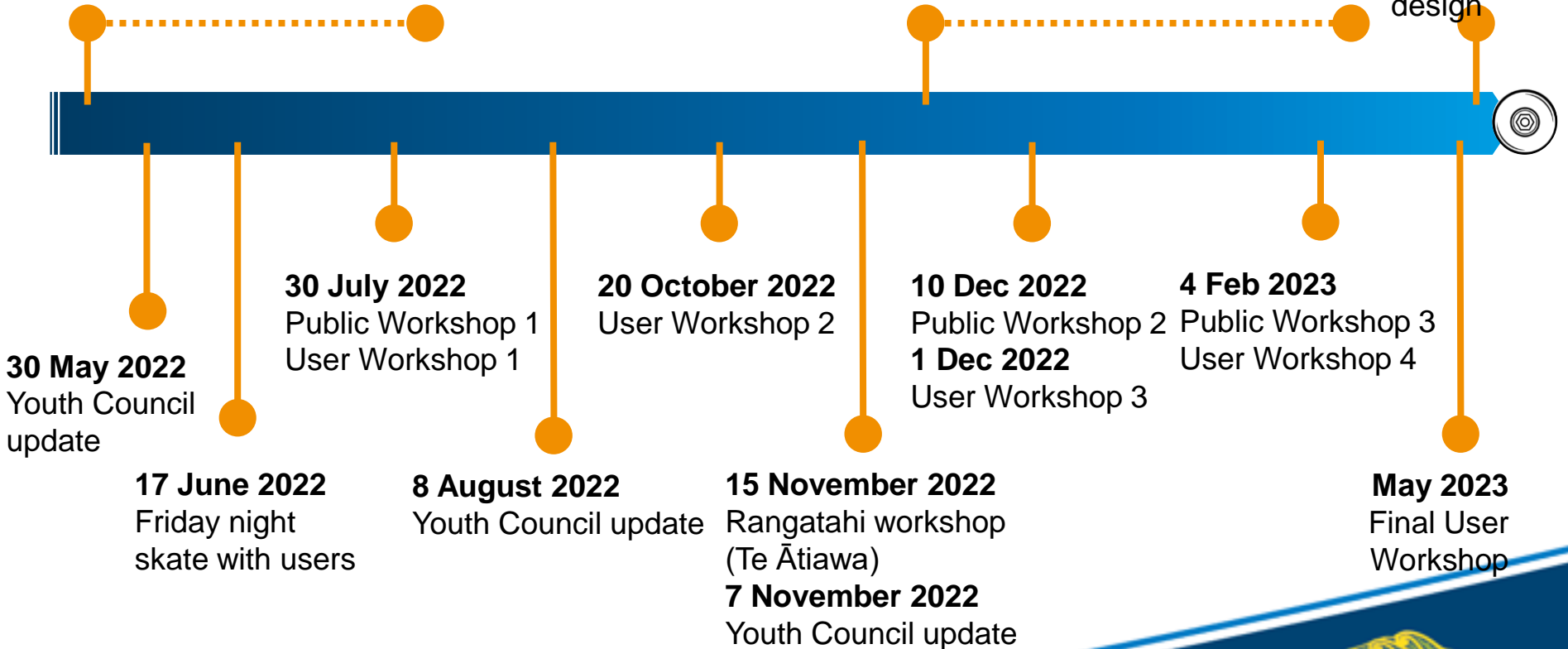
Online survey and ideas board open

Nov 2022 to Feb 2023

Draft concept plan out for public feedback

July 2023

Community input on bowl design



Engagement activity so far

- Mana whenua: Te Ātiawa ki Whakarongotai, Ngāti Puketapū, Ngāti Toa Rangatira
- Local organisations: Seaside Skates, NZ Scooter Riders, Youth Council, skate schools
- Wellington Skateboarding Association
- Tairawhiti Adventure Trust (Gisborne Skatepark)
- Other councils/agencies: Wellington City, Upper Hutt, Masterton; local Police
- Wider skating and riding community

Engagement activity so far



Workshops with User Group




Seaside Skates



Sharing the concept designs at the park Dec



What the community is telling us

- A learners' section with smooth transitions
- Extend the park onto the garden area
- Lighting so the park can be used in evenings (up to midnight on weekends), also for basketball court and on path to the toilets
- Security cameras
- A shaded area that is rideable in wet weather
- Drinking fountains
- More toilets
- Larger basketball area
- Extend paths along waterfront with a smooth surface for all wheels
- Take note of other skatepark upgrades around the country, use expert designers 
- Design it so it flows

Comments – why do you use the skatepark?



“A place to watch talented kids and adults show off their skills”



“Skateboarding is like therapy, it’s good for the mental health”

“Hang out with my mum”

“Hang out with my kids”

Progress on design


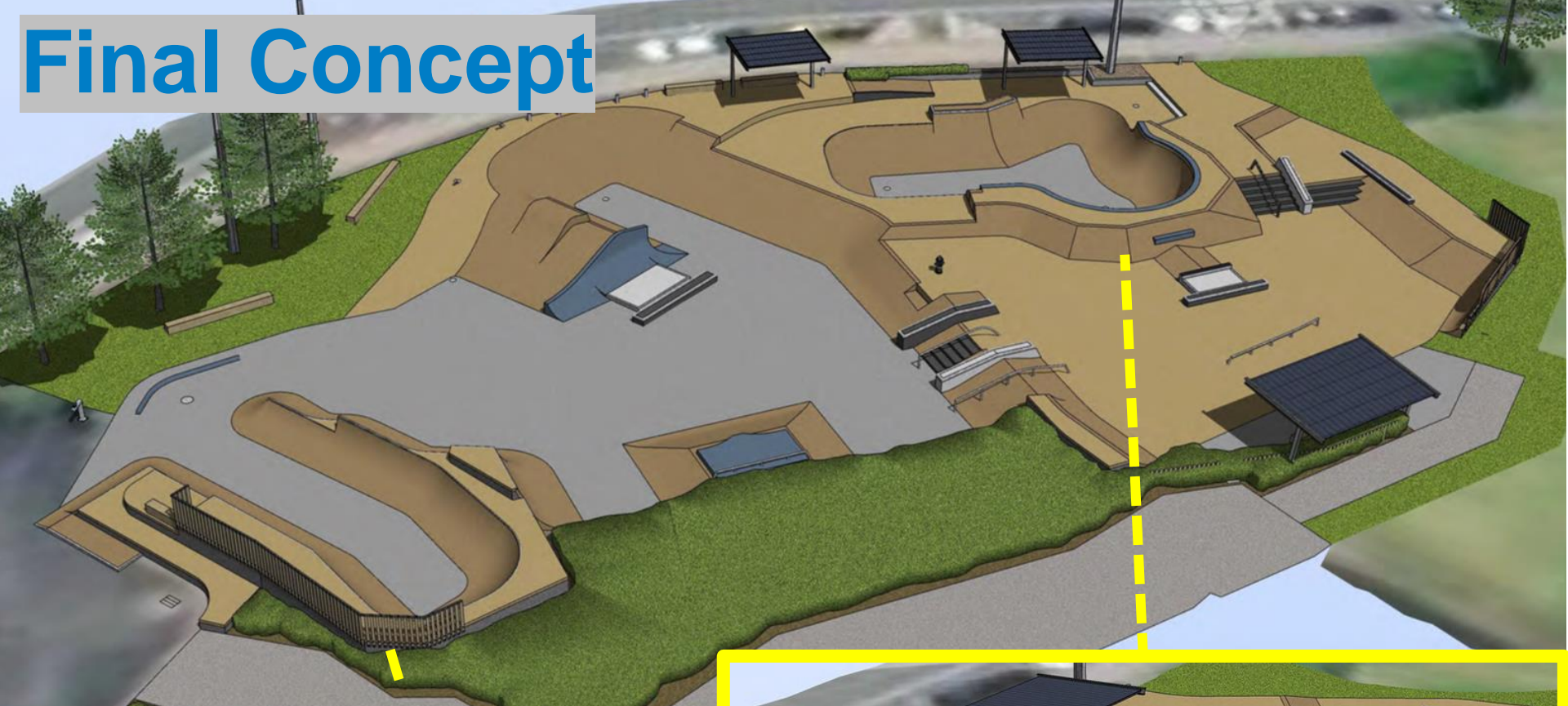
Initial Layout



Revised Layout for Community Feedback



Final Concept




Concept Art

Aramoana, Waharua

by Kereama Taepa



waharua - steel wall day




aramoana - low walls

Other design phase activities

- Site survey, topo survey, geotech, groundwater
- Civil designs
- Shelters, seating, power
- Planting (rongoā)
- Mana whenua engagement
- Consenting (BC exempt)
- Lighting assessment
- Quantity survey
- Reinstatement of street art memorial
- Continuation of artwork by artist Kereama Taepa
- Procurement of demolition, build contract
- Funding arrangements (LTP, grants)
- Maintenance plan

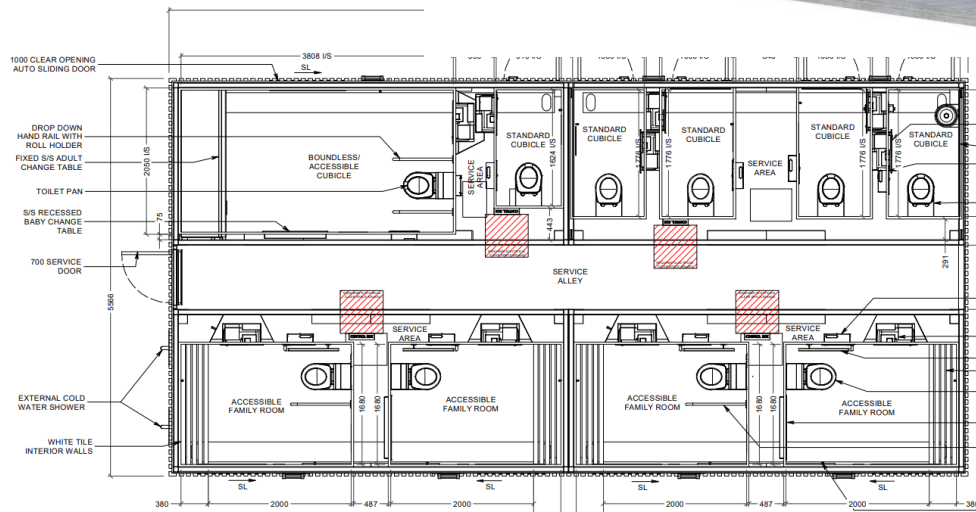
In progress and next steps

- Resource Consent application
- Detailed engineering design
- Finalise lighting requirements
- Finalising integration of artwork
- Engage local contractor for demolition and site preparation
- Final pricing and construction contract (est \$1.2m)



Amenity Block – Indicative Concept Design

Note that final design will have an art design wrap around the building instead of timber slats



- 1x Boundless accessible
- 4x Family/Accessible rooms (all with baby change table)
- 5x standard toilet cubicles
- + outdoor shower area

Amenity Block – Indicative Concept Design

- Tidying up path around building
- Shower area, screened by slats

