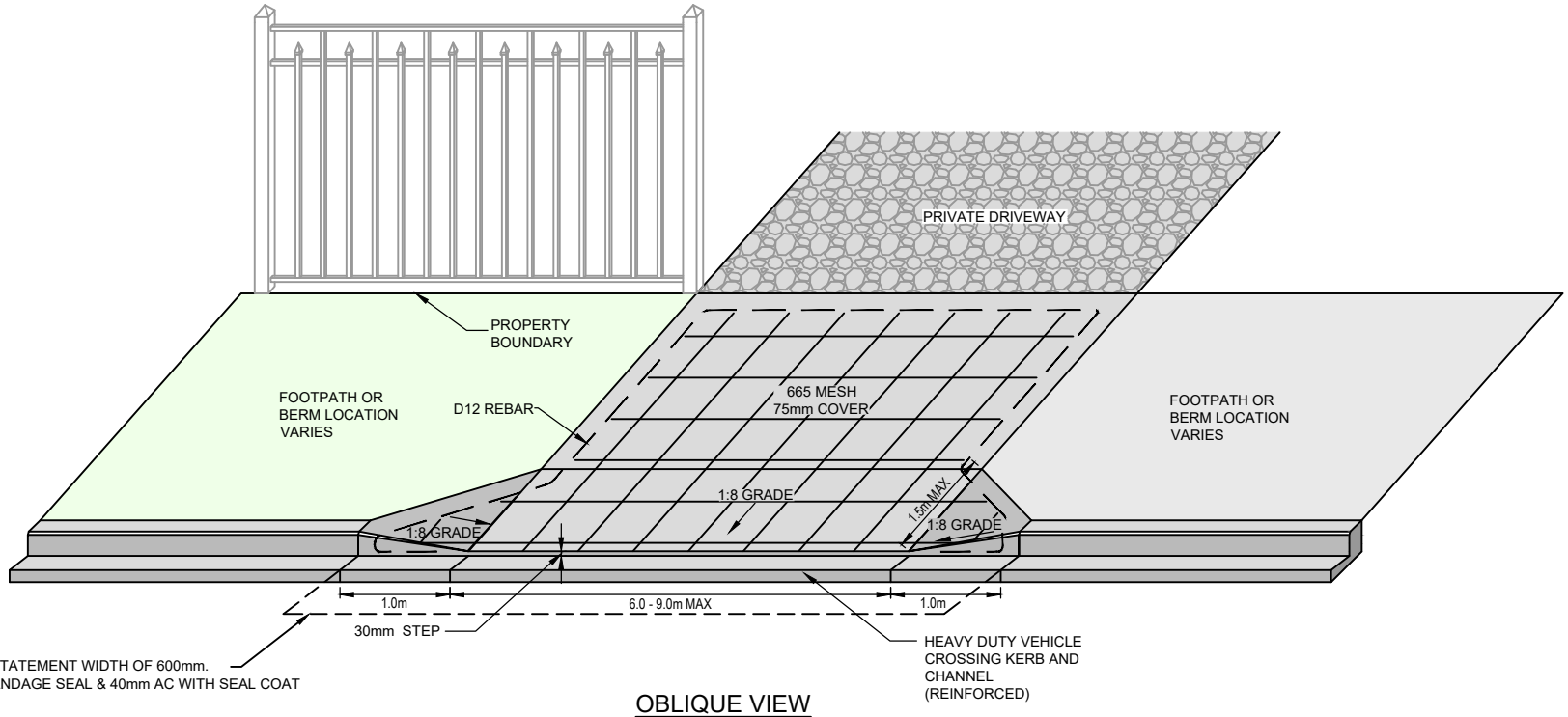

OBLIQUE VIEW

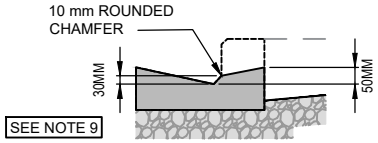

DETAIL A

(ENGINEER'S APPROVAL REQUIRED)

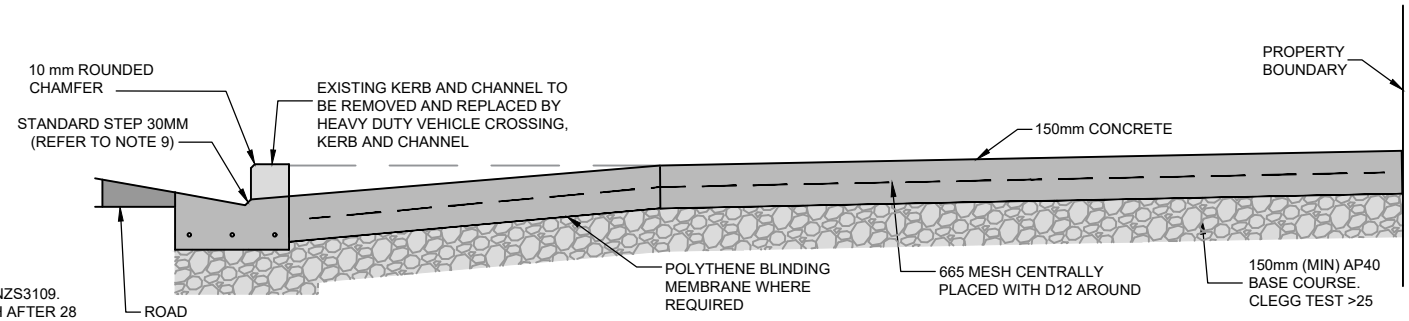

SIDE SECTION

NOTE:

1. SAW CUT FOOTPATH.
2. FOOTPATH LOCATION VARIES.
3. TAPER FROM KERB TO CROSSING, MAX LENGTH 1.5m.
4. ALL CONCRETE SHALL COMPLY IN ALL RESPECTS WITH NZS3109. THICKNESS OF 150mm (MIN) AND HAVE 20MPa STRENGTH AFTER 28 DAYS.
5. ALL CONCRETE SURFACES TO HAVE A BROOM FINISH.
6. CONCRETE TO HAVE A BLACK OXIDE ADDITIVE AT A RATE OF 1kg/m3 OF CONCRETE UNLESS NOTED AND AGREED WITH A COUNCIL ENGINEER.
7. WIDTH OF DROP KERB, 3m (MIN) TO 6m (MAX) TO BE AGREED AND APPROVED BY COUNCIL ENGINEER.
9. 30MM IS THE STANDARD STEP HEIGHT, A MAXIMUM OF 50MM AT THE BACK OF KERB CAN BE USED WHERE THERE ARE DRAINAGE OR ROAD CLEARANCE ISSUES. PLEASE REFER TO DETAIL A
10. SUMPS MUST BE RELOCATED CLEAR OF PROPOSED VEHICLE CROSSING.

Kāpiti Coast DISTRICT COUNCIL
Me Huri Whakamuri, Ka Titiro Whakamua

STANDARD DETAILS	Drawn: A. KOCHAR	Designed:
	Approved: G. O'CONNOR	Revision Date: APRIL 2021
ROADING STANDARDS COMMERCIAL & INDUSTRIAL HEAVY DUTY VEHICLE CROSSING	Scale: NOT TO SCALE	Drawing No.: KCDC-RD-006 / Revision: R6

Original Sheet Size A3 [297x420]