

Summary of submissions



Long-term Plan 2021 41
community consultation
June 2021

About PublicVoice

PublicVoice Limited is a research and engagement consultancy located in Wellington, New Zealand. We specialise in research and engagement activities related to public policy and public consultation. PublicVoice works for a range of New Zealand local and central government agencies. You can find out more about our work at www.publicvoice.co.nz

Document status:	Final
Version:	1
Date:	12 June 2021
Author(s):	Jared Bothwell, Dianne Long, Ryan Jagers

1 Contents

1.1	Figures	3
2	Executive summary	4
2.1	Introduction	4
2.2	The consultation process	4
3	Data analysis methodology	5
3.1	Framework of analysis	5
3.1.1	Statistical analysis	5
3.1.2	Thematic analysis	5
3.2	Reporting	6
4	Who we heard from	8
4.1	Location	8
4.1.1	Ethnicity	9
4.1.2	Iwi affiliation	10
4.1.3	Age	11
4.1.4	Individual / organisation	12
5	Key findings	13
6	Summary of submissions	20
6.1	Summary of topics for feedback	20
6.2	Our direction and key strategies	20
6.2.1	Our direction	20
6.2.2	Investing for resilience and growth: our proposed development of infrastructure and facilities	26
6.2.3	Our financial and infrastructure strategies	29
6.3	Our big issues	32
6.3.1	COVID-19 response and recovery	33
6.3.2	Access to housing	36
6.3.3	Responding to climate change	38
6.3.4	Managing growth	46

6.3.5	Strengthening our resilience	47
6.3.6	Government changes impacting Council: Three waters services	52
6.4	Key decisions	55
6.4.1	Key project 1: Should Council take a bigger role in housing?	55
6.4.2	Key project 2: Should we renew the Paekākāriki seawall a different way?	58
6.4.3	Significant proposal 1: Should we set up a CCO (council-controlled organisation)?	61
6.4.4	Significant proposal 2: Should Council explore ways to have a role in the airport?	62
6.5	Major projects and initiatives	66
6.5.1	Waikanae Library	66
6.5.2	Te Newhanga Kāpiti Community Centre	67
6.5.3	Town centres	68
6.5.4	Link road	68
6.5.5	Drinking water safety and resilience	69
6.5.6	Stormwater upgrades	70
6.5.7	Waste minimisation	70
6.5.8	Footpaths	71
6.5.9	Ōtaki community facilities	72
6.5.10	Indoor sports centre	73
6.5.11	Ngā Manu Nature Reserve	74
6.5.12	Playgrounds	74
6.5.13	Maclean Park	75
6.5.14	Ōtaki Pool upgrade stage 2	76
6.5.15	Kāpiti Gateway – Te Uruhi	77
6.5.16	Community board proposals	78
6.6	Costs and rates	79
6.6.1	Changes to rating system	79
6.6.2	Changes to the rates remission policy	81
6.6.3	Changes to user fees and charges	83
6.6.4	Changes to levels of service	85
6.6.5	Changes to policies	87

6.6.6	Rates for 2021/22	92
6.7	Other feedback	98
7	Appendix A: Consultation questions.....	101

1.1 Figures

Figure 1: Do you think these are the right priorities for Council at this time? — Coded yes or no	5
Figure 2: What area do you live in?	8
Figure 3: What is your ethnicity?	9
Figure 4: If you identify as Māori, would you like to state the iwi with which you identify?	10
Figure 5: Ages.....	11
Figure 6: Individual / organisation	12
Figure 7: Do you think these are the right priorities for Council at this time? — Coded yes or no	21
Figure 8: Do you think investing for resilience and growth is the right approach for Council to take at this time? — Coded yes or no	26
Figure 9: Should we continue to prioritise emissions reduction within Council? — Coded yes or no	38
Figure 10: We have developed a strategic framework to guide our decision making and we want to know if you think we've got it right. What are your views? — Coded yes or no	42
Figure 11: Should we explore different options for how we insure our assets?	51
Figure 12: Do you agree with Council's recommended option?	56
Figure 13: Do you agree with Council's recommended option?	58
Figure 14: Do you agree with Council's recommended option?	61
Figure 15: Do you agree with Council's recommended option?	63
Figure 16: Do you agree with our criteria for assessing significance?	90
Figure 17: Do you agree with the thresholds we apply to help determine if a matter may be significant?	91
Figure 18: Do you understand our framework for determining how and when we seek community feedback on key activities?	92
Figure 19: Which of the following best indicates your views?	93
Figure 20: Do you support the Council exploring other ways to generate income?	95

2 Executive summary

2.1 Introduction

The Kāpiti Coast District Council has devised a Long-term Plan for 2021-41 that lays out the mahi they intend to do over the next 20 years. The Long-term Plan deals with the big issues facing the district and the proposed solutions for the next three years. Included in the plan are the important projects under way and four key decisions that need to be made. Council has sought feedback on each of these and the community was invited to give feedback and share their views. This report summarises the community feedback on the Long-term Plan.

2.2 The consultation process

Consultation on the Long-term Plan took place from the 7th of April to the 10th of May 2021. The community were asked to submit their feedback on either all of the topics, just the key decisions, or the things that were of the most interest to the respondent. Submissions could be made via three channels: online, on paper, or in person.

Online submissions were made using the online survey hosted by the Council. Written submissions were made by filling in the form attached to the consultation document. The form could then be dropped off at a Kāpiti Coast District Council library, aquatic centre or service centre. Written submissions could also be posted or scanned and emailed directly to council, alternatively a PDF could be edited online and emailed directly to council. Community members could talk to an elected member at any of the 'pop-up' sessions arranged by Council. 'Pop-up' sessions were hosted at a variety of locations during the weekend (Table 1).

Table 1: Details of 'Pop-up' sessions hosted by council

Location	Date	Time
Waikanae Community Market	Saturday 10 April	8am–12 midday
Paekākāriki, St Peter's Village Hall	Saturday 10 April	10am–12 midday
Paraparaumu Beach Saturday Market	Saturday 17 April	8am–12:30pm
Ōtaki, outside Ōtaki library	Saturday 24 April	10am–12 midday

During the consultation process respondents could request to speak about their views at a Council hearing. These public hearings were held on the 17th, 18th, and 19th of May 2021. Any further feedback from these hearings, as a result of questions asked by elected members, has been included in this report.

3 Data analysis methodology

3.1 Framework of analysis

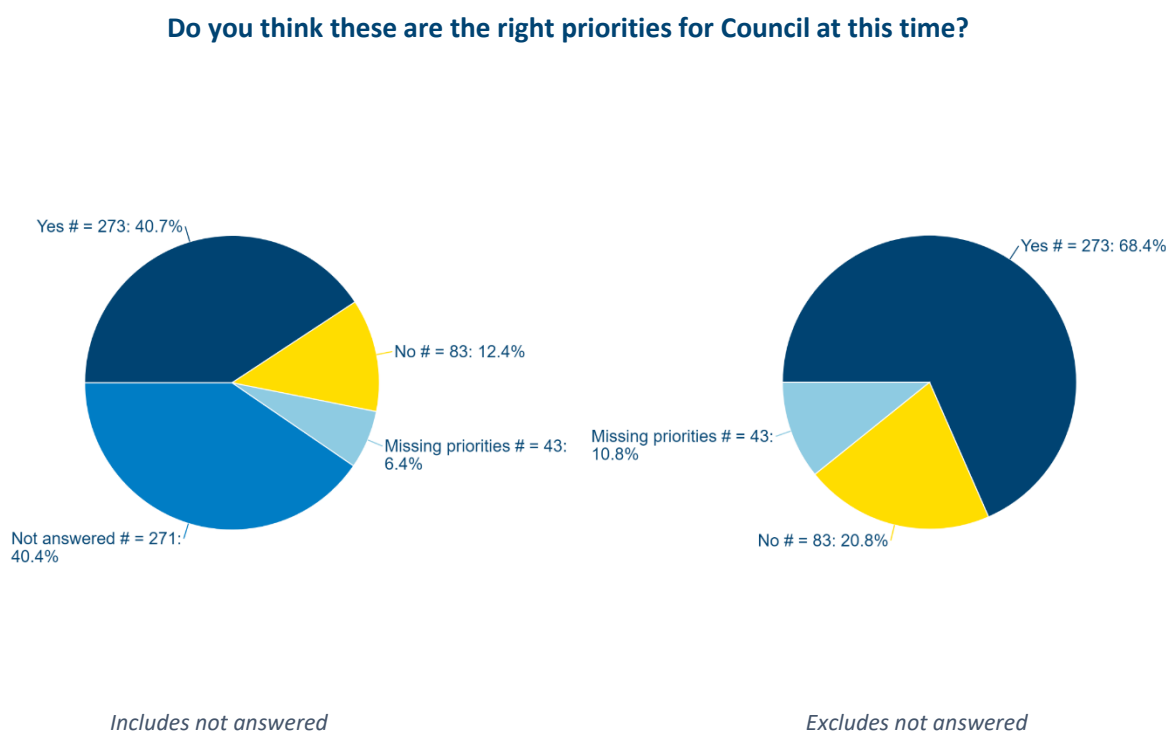
An online survey was built in the software platform, 'Engagement HQ', for the collection of submissions. 670 submissions were received and processed via the survey. The survey questions (see Appendix A) formed the framework of analysis for all submissions.

3.1.1 Statistical analysis

All submissions were analysed and, where necessary, categorised using the questions asked in the online survey interface (see Appendix A).

Two charts have been included for each categorical question (see Figure 1: Do you think these are the right priorities for Council at this time? — Coded yes or no). The chart on the left includes those that did not answer the question. The chart in the right excludes those that did not answer the question.

Figure 1: Do you think these are the right priorities for Council at this time? — Coded yes or no



3.1.2 Thematic analysis

The analysis of responses to open-ended interface questions and written submissions was undertaken by PublicVoice. Themes were extracted from the text data by having a team of research analysts identify, analyse and interpret patterns of meaning within the open-ended responses. Each theme was then analysed for frequency. Results are presented in table format. Frequency tables are a representation of the number of times a code is mentioned in all submissions. It is important to note is that the same submission may be coded multiple times under the same themes

or sub-themes as submitters may allude to more than one theme in a single submission or answer. The foundation for the thematic analysis used by PublicVoice is the methodology developed by Braun and Clarke, 2006.¹

3.1.2.1 Classification of themes

To aid interpretation, the results from the thematic analysis were mostly organised into the following top-level categories.

- **Support** — includes responses where support for the proposed question was given in the response.
- **Oppose** — includes responses that are in opposition to the proposed question.
- **Ideas** — includes additional ideas given by participants about the proposed question.
- **General comments** — includes general comments about the question being asked, for example the amount of information provided.
- **Infrastructure** — includes comments to infrastructure provision and maintenance in the district.
- **Transport** — includes comments generally related to transport. Where comments on transport infrastructure were significant and varied enough, they were included under the main theme of transport and not infrastructure generally.
- **Housing** — includes comments related to housing, for example housing provision in the district.
- **Community** — includes comments related to the district community, for example lifestyle.
- **Environment** — includes comments made about the environment, sustainability, and climate change generally.
- **Economic** — includes comments relating to the financial aspect of the proposed question, for example, the local district economy, or KCDC finances in relation to the question.
- **Governance** — includes comments made about governance, for example the role of KCDC in relation to the proposed question.

3.2 Reporting

Tables illustrating the frequency of codes associated with each theme have been included to demonstrate the significance of each theme. It is important to note that in some cases a submission may be coded more than once with the same theme or sub-theme, as the theme or sub-theme might have been mentioned multiple times in a single submission.

¹ Braun and V. Clarke (2006), 'Using thematic analysis in psychology'. *Qualitative Research in Psychology*, 3(2), 77-101.

Table 2: Example of thematic analysis table

Support	Count
General support	204
Invest with care	55
Support resilience	34
Invest in airport as part of resilience	9
Need to develop with climate change in mind	16
Support, within reason	7
Important for future generations	6
With ongoing consultation	5
Connectivity with rest of region	3
Support CCO	2
Support, with a longer roll out to reduce financial strain	1
Total	333

4 Who we heard from

To make an online submission via Engagement HQ, community members had to register on the Council's online platform which included demographic questions. This data was then attributed to each survey response. Respondents who completed a paper submission were asked to include their demographic data on the form. This data was captured by Council staff who entered them into the online survey system. 88 submissions were received outside of Engagement HQ; 17 of those had the applicable responses entered into Engagement HQ so they were included in this summary; 71 in total weren't included in Engagement HQ. 670 submissions in total were received by Engagement HQ.

The demographic questions in both the online and paper submissions were not mandatory fields.

4.1 Location

Figure 2: What area do you live in?

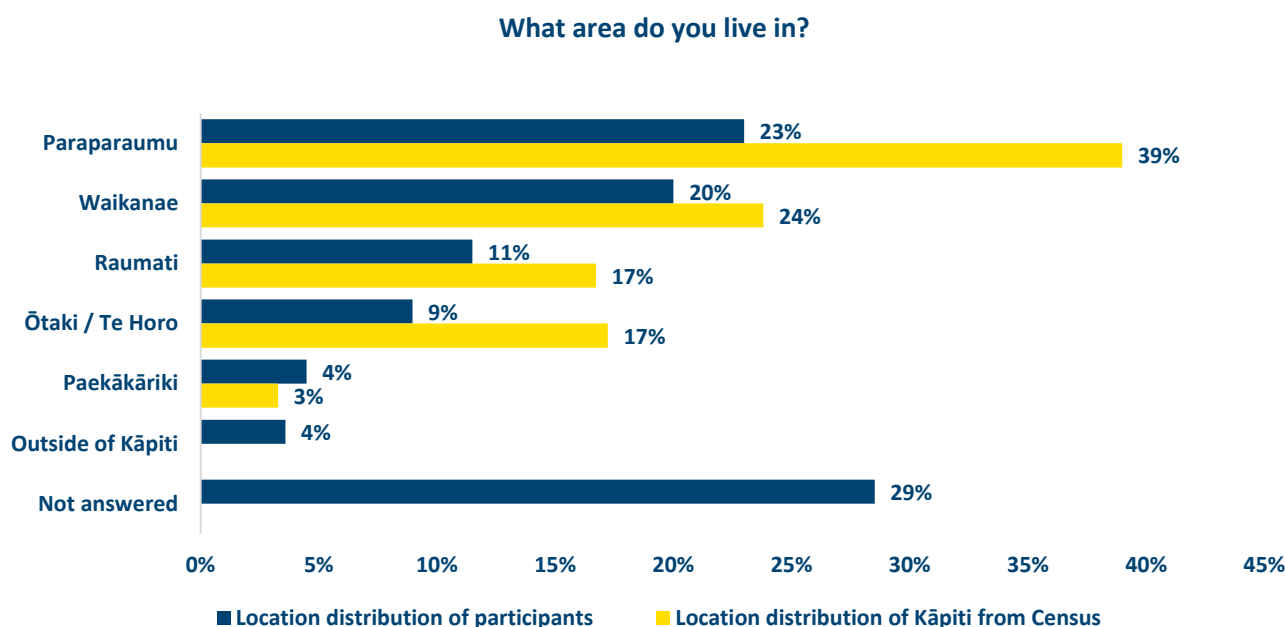


Table 3: What area do you live in? — by age and location

Column % n	Age				Location								Total n = 670
	15 - 39 n = 53	40 - 59 n = 111	60 + n = 175	Not answered n = 331	Paekākāriki n = 30	Raumati n = 77	Paraparaumu n = 154	Waikanae n = 134	Te Horo n = 10	Ōtaki n = 50	Not answered n = 191	Outside of Kāpiti n = 24	
Paraparaumu	26%	24%	29%	19%	0%	0%	100%	0%	0%	0%	0%	0%	23%
	14	27	50	63	0	0	154	0	0	0	0	0	154
Waikanae	9%	19%	27%	18%	0%	0%	0%	100%	0%	0%	0%	0%	20%
	5	21	48	60	0	0	0	134	0	0	0	0	134
Raumati	17%	19%	12%	8%	0%	100%	0%	0%	0%	0%	0%	0%	11%
	9	21	21	26	0	77	0	0	0	0	0	0	77
Ōtaki / Te Horo	8%	4%	14%	8%	0%	0%	0%	0%	100%	100%	0%	0%	9%
	4	4	25	27	0	0	0	0	10	50	0	0	60
Paekākāriki	4%	6%	5%	4%	100%	0%	0%	0%	0%	0%	0%	0%	4%
	2	7	8	13	30	0	0	0	0	0	0	0	30
Outside of Kāpiti	0%	4%	5%	3%	0%	0%	0%	0%	0%	0%	0%	100%	4%
	0	4	9	11	0	0	0	0	0	0	0	24	24
Not answered	36%	24%	8%	40%	0%	0%	0%	0%	0%	0%	100%	0%	29%
	19	27	14	131	0	0	0	0	0	0	191	0	191
NET	100%	100%	100%	100%	100%	100%	100%	100%	100%	100%	100%	100%	100%
	53	111	175	331	30	77	154	134	10	50	191	24	670

4.1.1 Ethnicity

Figure 3: What is your ethnicity?

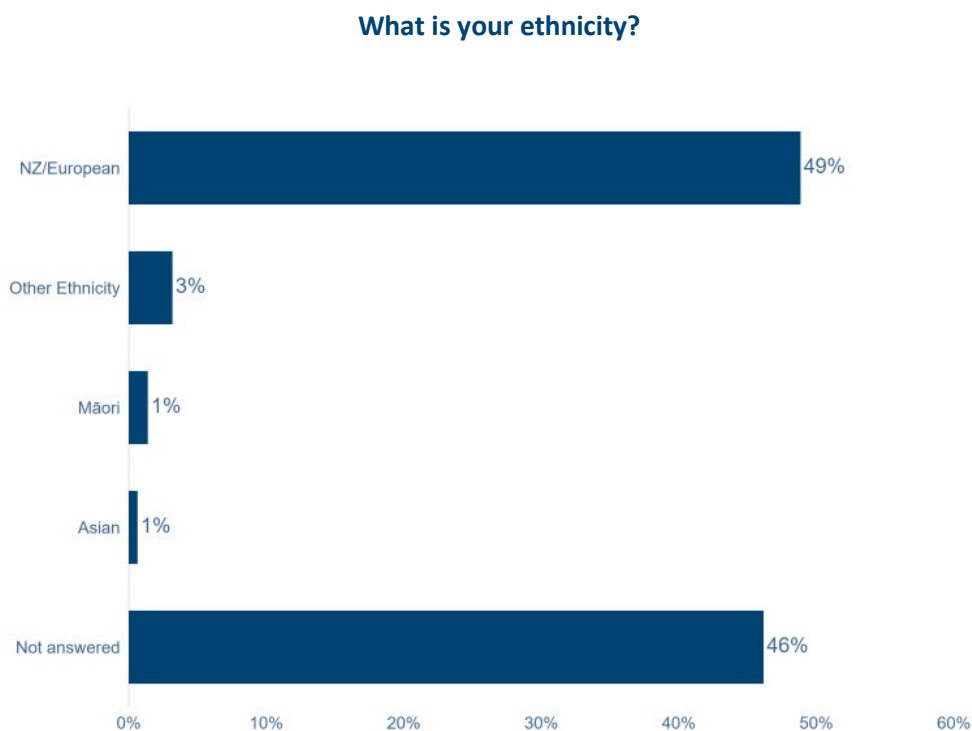


Table 4: What is your ethnicity? — by age and location

Column % n	Age				Location								Total n = 670
	15 - 39 n = 53	40 - 59 n = 111	60 + n = 175	Not answered n = 331	Paekākāriki n = 30	Raumati n = 77	Paraparaumu n = 154	Waikanae n = 134	Te Horo n = 10	Ōtaki n = 50	Not answered n = 191	Outside of Kāpiti n = 24	
NZ/European	83%	80%	86%	13%	57%	71%	58%	51%	70%	46%	27%	58%	49%
	44	89	150	44	17	55	90	69	7	23	52	14	327
Other Ethnicity	6%	8%	3%	1%	3%	1%	3%	4%	10%	2%	3%	4%	3%
	3	9	6	3	1	1	5	5	1	1	6	1	21
Māori	8%	2%	1%	0%	0%	3%	1%	0%	0%	8%	1%	0%	1%
	4	2	2	1	0	2	1	0	0	4	2	0	9
Asian	2%	3%	0%	0%	0%	1%	0%	0%	0%	0%	2%	0%	1%
	1	3	0	0	0	1	0	0	0	0	3	0	4
Not answered	2%	7%	10%	85%	40%	23%	38%	45%	20%	44%	67%	38%	46%
	1	8	17	283	12	18	58	60	2	22	128	9	309

4.1.2 Iwi affiliation

Unlike all the other demographic data that was captured through respondents' registration on the Council's website, iwi affiliation was a question specifically asked in the survey.

Figure 4: If you identify as Māori, would you like to state the iwi with which you identify?

If you identify as Māori, would you like to state the iwi with which you identify?

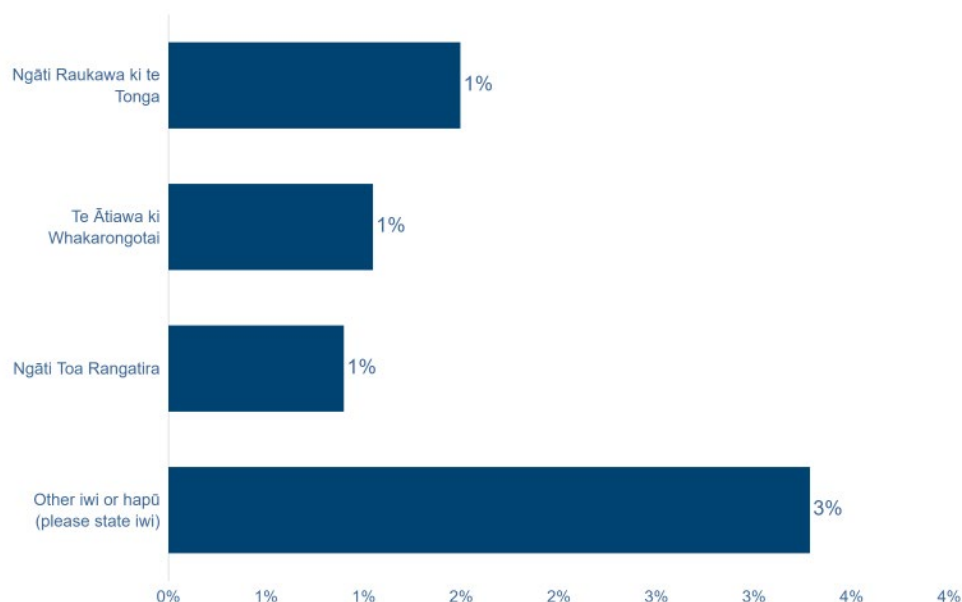


Table 5: If you identify as Māori, would you like to state the iwi with which you identify? — by age and location

Column % n	Age				Location								Total n = 670
	15 - 39 n = 53	40 - 59 n = 111	60 + n = 175	Not answered n = 331	Paekākāriki n = 30	Raumati n = 77	Paraparaumu n = 154	Waikanae n = 134	Te Horo n = 10	Ōtaki n = 50	Not answered n = 191	Outside of Kāpiti n = 24	
Ngāti Raukawa ki te Tonga	2%	0%	1%	2%	0%	1%	1%	1%	0%	10%	1%	4%	1%
	1	0	2	7	0	1	1	1	0	5	1	1	10
Ngāti Toa Rangatira	0%	0%	1%	1%	0%	3%	1%	0%	0%	4%	0%	4%	1%
	0	0	2	4	0	2	1	0	0	2	0	1	6
Te Ātiawa ki Whakarongotai	0%	1%	1%	2%	0%	1%	0%	2%	0%	4%	0%	4%	1%
	0	1	1	5	0	1	0	3	0	2	0	1	7
Other iwi or hapū (please state iwi)	6%	0%	5%	3%	0%	1%	3%	2%	0%	18%	1%	13%	3%
	3	0	8	11	0	1	4	3	0	9	2	3	22

4.1.3 Age

Figure 5: Ages

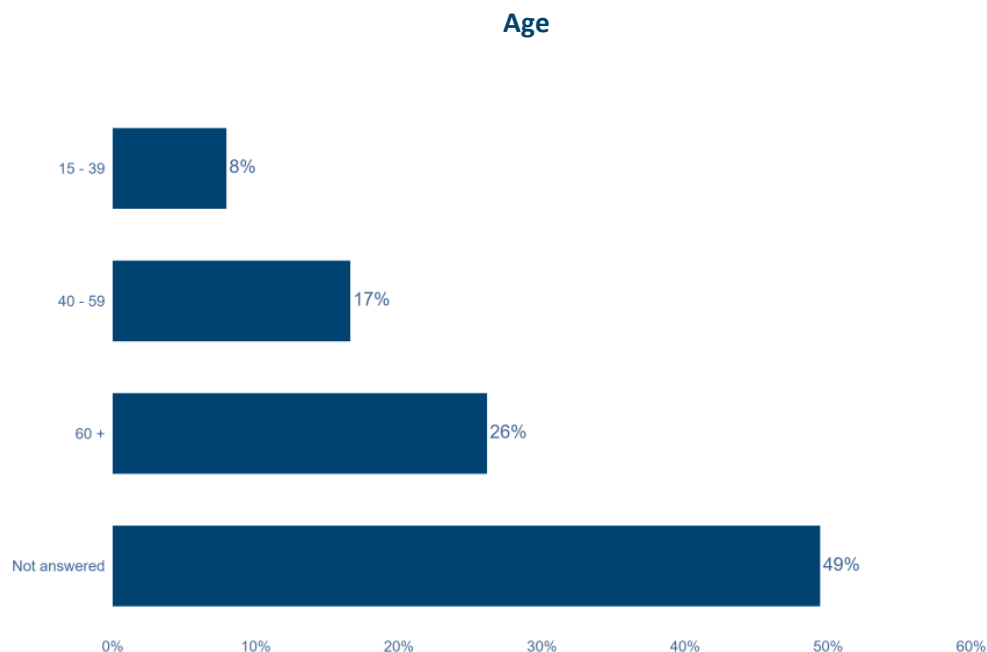


Table 6: Ages — by age and location

Column % n	Age				Location								Total n = 670
	15 - 39 n = 53	40 - 59 n = 111	60 + n = 175	Not answered n = 331	Paekākāriki n = 30	Raumati n = 77	Paraparaumu n = 154	Waikanae n = 134	Te Horo n = 10	Ōtaki n = 50	Not answered n = 191	Outside of Kāpiti n = 24	
15 - 39	100%	0%	0%	0%	7%	12%	9%	4%	0%	8%	10%	0%	8%
	53	0	0	0	2	9	14	5	0	4	19	0	53
40 - 59	0%	100%	0%	0%	23%	27%	18%	16%	10%	6%	14%	17%	17%
	0	111	0	0	7	21	27	21	1	3	27	4	111
60 +	0%	0%	100%	0%	27%	27%	32%	36%	80%	34%	7%	38%	26%
	0	0	175	0	8	21	50	48	8	17	14	9	175
Not answered	0%	0%	0%	100%	43%	34%	41%	45%	10%	52%	69%	46%	49%
	0	0	0	331	13	26	63	60	1	26	131	11	331

4.1.4 Individual / organisation

Figure 6: Individual / organisation

Are you providing feedback as an Individual or on behalf of an Organisation?

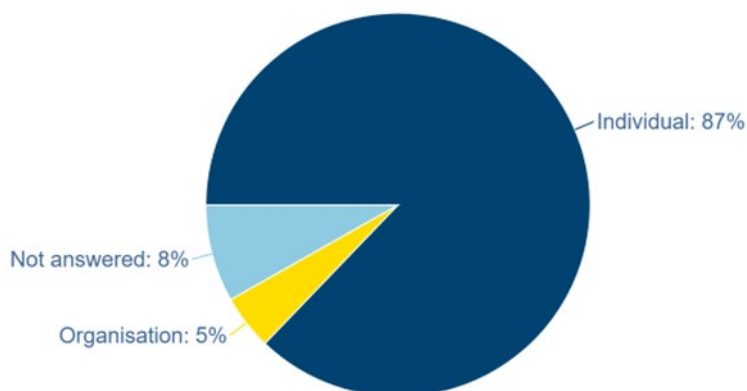










Table 7: Individual / organisation — by age and location



Column % n	Age				Location								Total n = 670
	15 - 39 n = 53	40 - 59 n = 111	60 + n = 175	Not answered n = 331	Paekākāriki n = 30	Raumati n = 77	Paraparaumu n = 154	Waikanae n = 134	Te Horo n = 10	Ōtaki n = 50	Not answered n = 191	Outside of Kāpiti n = 24	
Individual	91%	87%	91%	84%	93%	88%	88%	93%	100%	82%	81%	88%	87%
	48	97	160	279	28	68	136	125	10	41	155	21	584
Organisation	0%	1%	1%	9%	0%	1%	3%	4%	0%	4%	8%	4%	5%
	0	1	1	29	0	1	5	6	0	2	16	1	31
Not answered	9%	12%	8%	7%	7%	10%	8%	2%	0%	14%	10%	8%	8%
	5	13	14	23	2	8	13	3	0	7	20	2	55


5 Key findings

Below are the key findings from the community consultation.

Our direction and key strategies 	
Do you think these are the right priorities for Council at this time, and why?	<ul style="list-style-type: none"> 68.4% of respondents who answered this question think KCDC has identified the right priorities. The most common reason for opposition was a desire for KCDC to focus on infrastructure and services only (33). The priority with the most support was 'Our people have access to suitable housing' (104).
Investing for resilience and growth: our proposed development of infrastructure and facilities 	
Do you think investing for resilience and growth is the right approach for Council to take at this time, and why?	<ul style="list-style-type: none"> 80.4% of respondents who answered this question believe this is the right approach. Careful investment was suggested by 55 respondents. 27 respondents expressed opposition. The most common idea was to invest in infrastructure (at pace with growth) (56).
Our financial and infrastructure strategies 	
<p>Council has determined that it is appropriate to change the limits for rates, capital spending and borrowing for the 2021–41 Long-term Plan given the extra costs that need to be met and the challenges the district is facing – particularly to be able to replace vital infrastructure in the future.</p> <p>What do you think?</p>	<ul style="list-style-type: none"> 99 respondents expressed their support for the change. Rates increasing above inflation was the most common reason for opposing this change (93). The most common idea was to invest in different forms of infrastructure (96), 80 of those responses suggested investing in the airport.
Our big issues	
COVID-19 response and recovery 	
<p>If we experience a resurgence of COVID-19, are there particular things you'd like Council to do in response?</p> <p>The same things we did previously? Other things?</p>	<ul style="list-style-type: none"> The positive feedback given was regarding KCDC maintaining the same level of involvement/response as it did previously (40). Opposing KCDC's response, 26 respondents said that it was central government's responsibility.

	<ul style="list-style-type: none"> 20 respondents questioned KCDC's role in managing the previous outbreak and identify this as an area for improvement.
What are the positives that have come out of the pandemic you would like us to keep doing or support in the community?	<ul style="list-style-type: none"> The most frequently identified positive outcome was an increase in neighbourly support (17). 18 respondents said there was nothing positive that came about from the pandemic.
Access to housing 	
Do you have any views on access to housing generally?	<ul style="list-style-type: none"> Majority of support for KCDC involvement in housing, was to have KCDC in the role of enabler (298). The most common reason for opposition was the belief that housing is the responsibility of central government or the market (63).
Responding to climate change 	
We have made good progress on reducing Council's emissions, however, achieving further gains will cost more. Should we continue to prioritise emissions reduction within Council?	<ul style="list-style-type: none"> 68.3% of respondents who answered this question believe that KCDC should continue to prioritise emissions reductions. 16 would only support if the reductions are significant or cost effective. 24 respondents were in opposition to the prioritisation of emissions reductions.
The effects of climate change are being experienced in different ways across the district, for example, for our coastal communities and infrastructure such as the seawall in Paekākāriki. As climate change impacts become more severe and costs to respond increase, how do we ensure equity across the district?	<ul style="list-style-type: none"> To ensure equity 58 respondents proposed an increase in rates for those living on the seashore. 41 respondents were opposed to the Paekākāriki sea wall. The most common idea (22) was to stop building in climate impacted areas.
We have developed a strategic framework to guide our decision making and we want to know if you think we've got it right. What are your views?	<ul style="list-style-type: none"> 55.2% of respondents think KCDC have got the framework right. The most common concern (41) was that the framework did not have enough focus on certain areas.
Managing growth 	
As our district grows, what do you think good growth looks like?	<ul style="list-style-type: none"> The most common ideas for what good growth looks like were to focus on infrastructure (178), and housing (113).
Strengthening our resilience 	
What else can Council do to help build community resilience?	<ul style="list-style-type: none"> A focus on infrastructure (165) and the community (84) were the most common suggestions for how KCDC can build community resilience.

How can Council encourage households' emergency preparedness?	<ul style="list-style-type: none"> To encourage households' emergency preparedness, 54 respondents suggested an improvement, and increase, in more targeted communication.
<p>Should we explore different options for how we insure our assets? We could:</p> <ul style="list-style-type: none"> reduce our cover/increase our excess? self-insure more/increase our reserves? 	<ul style="list-style-type: none"> 31.9% of respondents who answered the question believe that KCDC should explore other options. 31.9% support more self-insurance/increasing reserves. 10 respondents suggested insuring only certain assets.
Government changes impacting Council: Three waters services 	
<p>With the changes the Government is making to regulation and supply for three waters services – (drinking water, wastewater, and stormwater):</p> <p>What's important for you about Council's role?</p>	<ul style="list-style-type: none"> Respondents identified two general areas for KCDC's role regarding three water services. These are governance (175) and water quality (53).
What should we advocate for?	<ul style="list-style-type: none"> The most suggested area for advocacy is around water governance (108). Submissions referred to KCDC maintaining control over water (21). Addressing water quality was also an area that KCDC should advocate for (28).
Key decisions 	
<p>Key project 1: Should Council take a bigger role in housing?</p> <p>Do you agree with the Council's recommended option?</p> <ul style="list-style-type: none"> Yes – Council should take a bigger role in housing No – Council should not take a bigger role in housing <p>Do you have any views on this?</p>	<ul style="list-style-type: none"> 57% of respondents feel that KCDC should take a bigger role in housing. 244 respondents want KCDC to take on the role of enabler. Most of the opposition (102) was linked to the belief that housing is the responsibility of central government, the market and NGOs.
<p>Key project 2: Should we renew the Paekākāriki sea wall a different way?</p> <p>Do you agree with the Council's recommended option?</p> <ul style="list-style-type: none"> Yes – replace it like-for-like in timber at an estimated cost of \$17 million No – proceed with the design already agreed, at the revised estimated cost of \$27 million <p>Do you have any views on this?</p>	<ul style="list-style-type: none"> 70.9% of respondents would like the sea wall to be replaced like-for-like. 43 responses indicated that it should not be funded through rates. The most common alternative (32) to the proposed options was a managed retreat.
<p>Significant proposal 1: Should we set up a CCO (Council controlled organisation)?</p> <p>Do you agree with the Council's recommended</p>	<ul style="list-style-type: none"> 56.1% of respondents indicated support for KCDC setting up a CCO. Using a CCO to play a role in the airport was a preferred option (88).

<p>option?</p> <ul style="list-style-type: none"> • Yes – we should set up a CCO • No – we should not set up a CCO <p>Do you have any views on this?</p>	<ul style="list-style-type: none"> • The belief that CCO's are not the core business of KCDC was the main reason for opposition (42).
<p>Significant proposal 2: Should Council explore ways to have a role in the airport?</p> <p>Do you agree with the Council's recommended option?</p> <ul style="list-style-type: none"> • Yes – Council should explore ways to have a role in the airport • No – Council should not explore ways to have a role in the airport <p>Do you have any views on this?</p>	<ul style="list-style-type: none"> • 73.6% of respondents who answered this question indicated that they feel KCDC should explore ways to have a role in the airport. • The airport being an important asset for Kāpiti was the main reason for this (184). • The airport not being within the scope of KCDC's core business was one reason for opposition (31). • The role of local iwi with regards to ownership and management of the land was commonly mentioned (69).
<p>Major projects and initiatives</p> 	
<p>Waikanae Library - share your views.</p>	<ul style="list-style-type: none"> • Most comments (113) were in support of the Waikanae Library project. • The main reason for opposition was that it is unnecessary because the world is going digital (10).
<p>Te Newhanga Kāpiti Community Centre - share your views.</p>	<ul style="list-style-type: none"> • Most comments (35) were in support of the Te Newhanga Kāpiti Community Centre major project. • The project was seen as unnecessary by some (5).
<p>Town centres — share your views</p>	<ul style="list-style-type: none"> • The majority of comments (43) were in support of the town centres project. • Making town centres pedestrian friendly was suggested by 9 respondents.
<p>Link road — share your views</p>	<ul style="list-style-type: none"> • Most comments (43) were supportive of the link road major project.
<p>Drinking water safety and resilience — share your views</p>	<ul style="list-style-type: none"> • Comments on the drinking water safety and resilience project were generally supportive (47). • Building a dam for water storage was suggested for resilience (8).
<p>Stormwater upgrades — share your views</p>	<ul style="list-style-type: none"> • The majority of comments (57) were in support of stormwater upgrades.
<p>Waste minimisation — share your views</p>	<ul style="list-style-type: none"> • Most responses (49) were in support of the waste minimisation initiative. • Not closing the Waikanae green waste recycling site was key for some (18).
<p>Footpaths — share your views</p>	<ul style="list-style-type: none"> • Most comments (68) were supportive of the footpaths major project. • Some respondents requested that footpaths be multi-use for cyclists (7).
<p>Ōtaki community facilities — share your views</p>	<ul style="list-style-type: none"> • Most comments (16) were in support of the Ōtaki community facilities major project.
<p>Indoor sports centre — share your views</p>	<ul style="list-style-type: none"> • Most comments (54) were in support of the indoor sports centre project.

	<ul style="list-style-type: none"> Reducing spending was the main reason for opposition (11).
Ngā Manu Nature Reserve — share your views	<ul style="list-style-type: none"> The majority of comments (40) received are in support of the Ngā Manu Nature Reserve major project.
Playgrounds — share your views	<ul style="list-style-type: none"> Feedback from comments on playgrounds was mostly supportive. (27) The most frequently given reason for opposition is that the project was unnecessary (7). Making playgrounds suitable for older children was important for some (7).
Maclean Park — share your views	<ul style="list-style-type: none"> The majority of responses to this project were supportive (16). Improving the toilets and making them wheelchair friendly was mentioned in some responses (6).
Ōtaki Pool upgrade stage 2 — share your views	<ul style="list-style-type: none"> The majority of feedback received was supportive of the Ōtaki Pool upgrade (19).
Kāpiti Gateway – Te Uruhi — share your views	<ul style="list-style-type: none"> The majority of the responses to this major project were in opposition, mainly because they felt it is unnecessary (35). Some responses would support the project, provided it was scaled down (10).
Community board proposals – share your views	<ul style="list-style-type: none"> Feedback relating to this proposal was evenly split between support (11) and opposition (10).

Costs and rates

Changes to rating system



We are proposing some changes to our rating system. What are your views?

- The majority of feedback was in opposition to the changes. Opposition was mostly in regard to rates increases (89).
- Support for the proposed changes, provided it stops the rates increase, was the reason most given (66) for support.

Changes to the rates remission policy



We are proposing some changes to our rates remission policy. What are your views?




- The majority of feedback (124) was in support of the proposed changes.
- Opposition was mainly expressed for rates increases that necessitate the need for remissions (30).


Changes to user fees and charges



As part of managing increased costs, we are proposing some changes to fees and charges. What are your views?

- The majority of feedback was in opposition to the changes. Most opposition was regarding changes to the swimming pool fees (40).

Changes to levels of service		
We are proposing one change to service levels. What are your views?	<ul style="list-style-type: none"> The majority of feedback was in opposition to the changes. The main reason given was that the changes would be bad for the environment (23). 	
Changes to policies		
We are proposing some changes to four of our policies: revenue and financing. What are your views?	<ul style="list-style-type: none"> Feedback relating to these changes was evenly split between support and oppose. The most frequent reason given in opposition to the changes was disapproval for the percentage of rates increase (14). 	
We are proposing some changes to four of our policies: rates remission. What are your views?	<ul style="list-style-type: none"> Feedback in relation to the changes was mostly supportive. Opposition was mainly expressed for rates increases that necessitate the need for remissions (11). 	
We are proposing some changes to four of our policies: development contributions. What are your views?	<ul style="list-style-type: none"> The majority of the feedback (49) received is supportive of the changes. 	
Do you agree with our criteria for assessing significance?	<ul style="list-style-type: none"> 63.4% of respondents who answered this question agree with the criteria for assessing significance. 	
Do you agree with the thresholds we apply to help determine if a matter may be significant?	<ul style="list-style-type: none"> 55.2% of respondents who answered this question agree with the thresholds. 	
Do you understand our framework for determining how and when we seek community feedback on key activities?	<ul style="list-style-type: none"> 53% of respondents who answered this question understand the framework. 	
Rates for 2021/22		
<p>If a Long-term Plan is adopted by Council with the work programme and proposals recommended, this would mean an average rates increase of 7.8 percent for 2021/2022.</p> <p>Which of the following best indicates your views?</p> <ul style="list-style-type: none"> I accept the need for the increase and I support the proposals I accept the need for the increase, but I will find it hard to manage I don't accept the need for the increase and I think that Council should find a different way to deal with cost increase <p>Do you have any views on this?</p>	<ul style="list-style-type: none"> 57% of respondents who answered this question do not accept the need for an increase and think that Council should find a different way to deal with cost increases. 27.9% accepted the need for an increase and support the proposals. 15.1% accepted the need for the increase but will find it hard to manage. Opposition to rate increases that result in hardship and unaffordability was the main reason (141). 	

<p>Do you support Council exploring other ways to generate income?</p> <ul style="list-style-type: none"> • Yes • No <p>Do you have any views on this?</p>	<ul style="list-style-type: none"> • 79.3% of respondents who answered this question support KCDC exploring other ways to generate income. • The main reason for opposition was the desire to have KCDC focus on infrastructure and services only (26).
<p>Other feedback</p> 	
<p>Do you have any other feedback about the proposed Long-term Plan?</p>	<ul style="list-style-type: none"> • Responses to general feedback mostly focused on governance, infrastructure, and the environment. • Better management from KCDC had the highest response (66). • Improving transport/roads and active travel (47) was the most important theme under infrastructure. • Caring for environmental reserves and focusing on restoration/protection was important for 21 respondents.

6 Summary of submissions

6.1 Summary of topics for feedback

The consultation document asked feedback about 5 sections. These were:

1. Our direction and key strategies
2. Our big issues
3. Key decisions for consultation
4. Major projects and initiatives
5. Cost and rates.

The following summary of submissions details the statistical and thematic analysis from each section.

6.2 Our direction and key strategies

Our direction and key strategies focus on the following areas:

- Our vision and community outcomes
- Our proposed development of infrastructure and facilities
- Our financial strategy
- Our infrastructure strategy.

6.2.1 Our direction

6.2.1.1 Background

Council has developed community outcomes to contribute to our community's wellbeing:

- Mana Whenua and Council have a mutually mana-enhancing partnership
- Our communities are resilient, safe, healthy, thriving and connected. Everyone has a sense of belonging and can access the resources and services they need
- Our local economy is prosperous with ample opportunities for people to work and learn in Kāpiti
- Our natural environment is restored and enhanced as we transition to a low-carbon future
- Our people have access to suitable housing in Kāpiti so that they can live and thrive.

6.2.1.2 Do you think these are the right priorities for Council at this time, and why?

68.4% of respondents who answered this question think KCDC has identified the right priorities. The most common reason for opposition was a desire for KCDC to focus on infrastructure and services only (33). The priority with the most support was 'Our people have access to suitable housing' (104).

Figure 7: Do you think these are the right priorities for Council at this time? — Coded yes or no ²

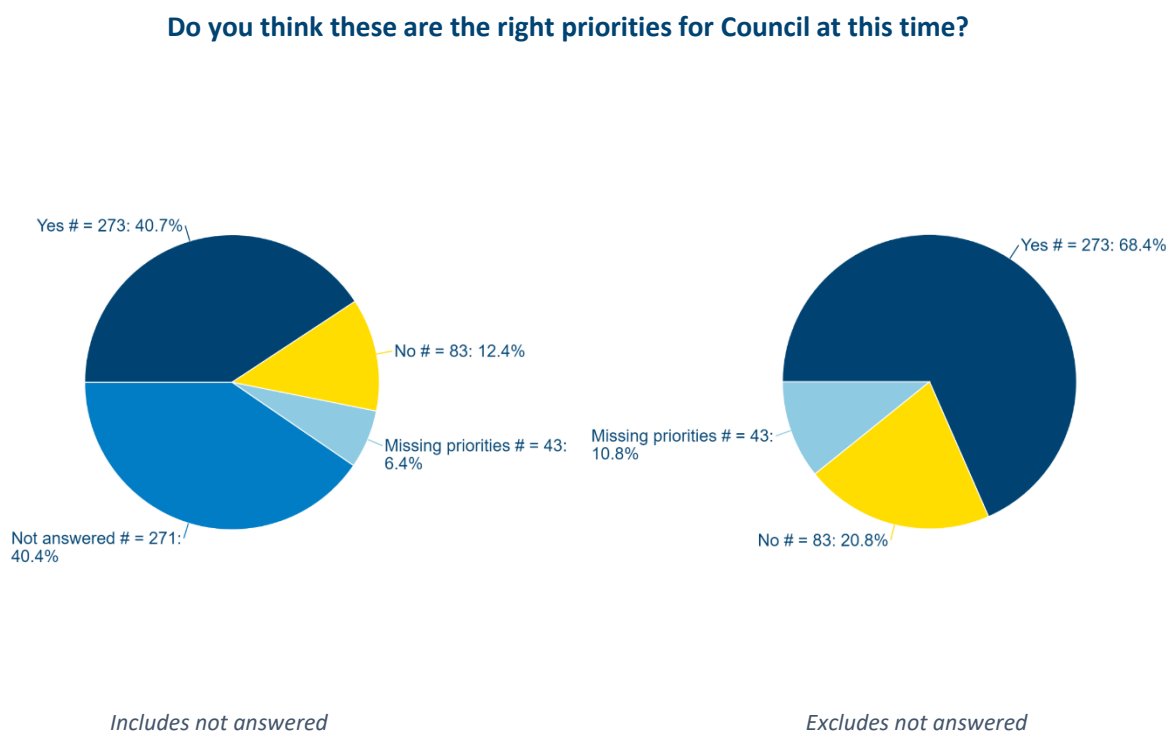


Table 8: Do you think these are the right priorities for Council at this time? — Coded yes or no by age and location

Column % n	Age				Location									Total n = 670
	15 - 39 n = 53	40 - 59 n = 111	60 + n = 175	Not answered n = 331	Paekākāriki n = 30	Raumati n = 77	Paraparaumu n = 154	Waikanae n = 134	Te Horo n = 10	Ōtaki n = 50	Not answered n = 191	Outside of Kāpiti n = 24		
Yes	57%	57%	57%	24%	57%	57%	40%	43%	40%	36%	30%	58%	41%	
	30	63	99	81	17	44	61	58	4	18	57	14	273	
No	6%	13%	14%	13%	7%	16%	19%	11%	10%	18%	7%	0%	12%	
	3	14	24	42	2	12	30	15	1	9	14	0	83	
Missing priorities	4%	7%	7%	6%	7%	3%	8%	10%	10%	10%	2%	8%	6%	
	2	8	12	21	2	2	13	14	1	5	4	2	43	
Not answered	34%	23%	23%	56%	30%	25%	32%	35%	40%	36%	61%	33%	40%	
	18	26	40	187	9	19	50	47	4	18	116	8	271	

Table 9: Do you think these are the right priorities for council, and why? — Overall support for priorities

Overall support for priorities	Count
General support	220
Support, but oppose excessive increase in rates	3
Total	223

²The findings in this chart are the result of thematic analysis of comments received.

Table 10: Do you think these are the right priorities for council, and why? — Overall opposition to priorities

Overall opposition to priorities	Count
Focus on core infrastructure and services only	33
General opposition	31
Opposed to rate increases	18
Opposed to Kāpiti Gateway	7
Responsible fiscal management needed	6
Opposed to airport investment	3
Opposed to growth being a priority	1
Opposed to CCO	1
Total	100

Table 11: Do you think these are the right priorities for council, and why? — General comments on priorities

General comments on priorities	Count
Make priorities more specific	16
Reorder priorities	12
Concern about how priorities will be achieved / maintained / measure	9
Concern for loss of airport	2
More consultation needed	2
Ensure quality of life is not negatively affected by changes	2
Communities should be at the heart of planning	1
Concern that KCDC does not take on community feedback	1
Ensure all population centres receive benefits	1
Concern over crime	1
Priorities are confusing	1
Total	36

Table 12: Do you think these are the right priorities for council, and why? Mana Whenua and Council have a mutually mana-enhancing partnership — Support

Support	Count
Support, as long as KCDC remains in control of assets	52
General support	30
Treaty of Waitangi needs to be referenced	6
Leadership programmes / internships for the youth	4
Māori ward for next elections	2
Work in a mana enhancing way	2
Provided other race groups are not neglected	1
Support, but focus on infrastructure first	1
KCDC to work with iwi to regain airport land	1
Strong commitment to kaitiakitanga	1
Compensation for historical injustice is necessary	1
Maintenance of Ahi Kā	1
Total	103

Kāpiti Coast District Council's Long-term Plan for 2021-41 - summary of community consultation

Table 13: Do you think these are the right priorities for council, and why? Mana Whenua and Council have a mutually mana-enhancing partnership — Oppose

Oppose	Count
Opposed to partnership	13
Concern over benefits associated with race	6
Not a priority	2
Concerns regarding Māori representation / communication	2
Unelected Māori voting on KCDC issues	2
Total	25

Table 14: Do you think these are the right priorities for council, and why? Our communities are resilient, safe, healthy, thriving and connected — Support

Support	Count
Resilience is important	57
General support	18
Focus on climate emergency	6
Build a hospital / medical centre	4
Focus on support for the elderly and disabled community	3
KCDC to support community connections	3
Future proof infrastructure	2
Achieve by limiting population growth	2
More public amenities	2
Increase access to higher education (fees reduction)	1
Make te reo Māori more accessible	1
Place elderly facilities near childcare centres for interaction	1
Social equity is important	1
Promote local art	1
Total	102

Table 15: Do you think these are the right priorities for council, and why? Our communities are resilient, safe, healthy, thriving and connected — Oppose

Oppose	Count
Meaningless	3
Too much bureaucracy	2
Total	5

Table 16: Do you think these are the right priorities for council, and why? Our local economy is prosperous — Support

Support	Count
Develop transport network	22
Develop / maintain the airport	15
General support	17
Focus on the environment	4
Provide land to make this a reality	1
Total	44

Table 17: Do you think these are the right priorities for council, and why? Our local economy is prosperous — Oppose

Oppose	Count
Developing local economy is not KCDCs responsibility	4
Local economy is not prosperous	1
Total	5

Table 18: Do you think these are the right priorities for council, and why? Our natural environment is restored as we transition to a low-carbon future — Support

Support	Count
General support	20
Focus on climate change emergency	9
Would like more drastic measures	4
Prioritise environment over economic development	3
Focus on beach replenishment	2
Focus on water storage / supply / quality	2
Reduce waste	2
Reduce carbon emissions	2
Focus on mitigation and adaptation	1
Maintenance standards need to increase	1
Total	46

Table 19: Do you think these are the right priorities for council, and why? Our natural environment is restored as we transition to a low-carbon future — Oppose

Oppose	Count
Oppose climate change spending	2
Do not be an early adaptor and overinvest	1
Carbon neutrality should be central government responsibility	1
New Zealand does too much	1
Cannot achieve this with a focus on development	1
Total	6

Table 20: Do you think these are the right priorities for council, and why? Our people have access to suitable housing — Support

Support	Count
Ensure infrastructure is developed at pace with housing	48
General support	23
KCDC's only role is to be an enabler	11
Make more land available	5
Support, but not at the expense of existing infrastructure	10
Should be achieved alongside environmental protection	5
Make housing more affordable	3
Prevent displacement of community members	1
KCDC to regulate developers for interests of communities	1
Variety of housing options needed	1
With no goal of rampant growth	1
Total	104

Table 21: Do you think these are the right priorities for council, and why? Our people have access to suitable housing — Oppose

Oppose	Count
Housing is central government / market responsibility	38
General opposition	5
Do not support KCDC involvement in social housing	4
KCDC should divest its current stock	1
Total	48

Table 22: Do you think these are the right priorities for council, and why? — New priorities

New priorities	Count
Focus on active travel and public transport	4
Focus on future growth	2
Fiscal sustainability	2
Focus on homelessness	1
Address road congestion	1
Community engagement should be a priority	1
Focus on water storage	1
KCDC working efficiently	1
Encourage a volunteer workforce	1
Amalgamate with Greater Wellington	1
Focus on equity of spending across areas	1
Alternative to three waters	1
Maintain Waikanae green waste and recycling site	1
Total	18

6.2.2 Investing for resilience and growth: our proposed development of infrastructure and facilities

6.2.2.1 Background

Council has proposed the development of infrastructure and facilities to address the big issues facing the district. The Long-term Plan outlines how the Council proposes to meet the needs of the district in the coming years.

6.2.2.2 Do you think investing for resilience and growth is the right approach for Council to take at this time?

80.4% of respondents who answered this question believe this is the right approach. Careful investment was suggested by 55 respondents. 27 respondents expressed opposition. The most common idea was to invest in infrastructure (at pace with growth) (56).

Figure 8: Do you think investing for resilience and growth is the right approach for Council to take at this time? — Coded yes or no ³

Do you think investing for resilience and growth is the right approach for Council to take at this time?

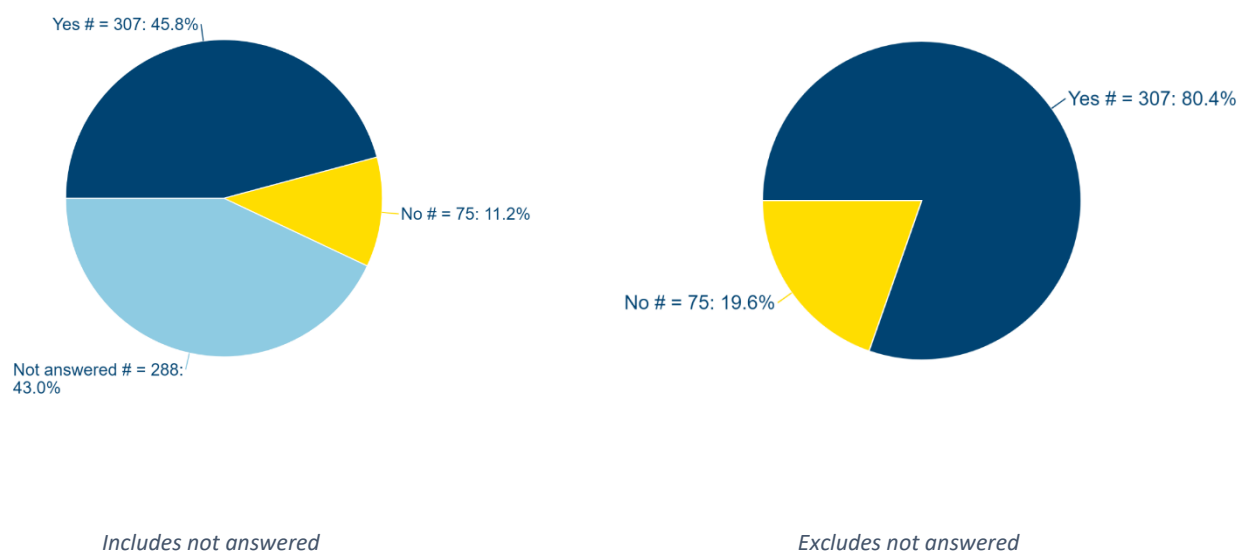


Table 23: Do you think investing for resilience and growth is the right approach for Council to take at this time? — Coded yes or no by age and location

Column % n	Age				Location									Total # = 670
	15 - 39 # = 53	40 - 59 # = 111	60 + # = 175	Not answered # = 331	Paekākāriki # = 30	Raumati # = 77	Paraparaumu # = 154	Waikanae # = 134	Te Horo # = 10	Ōtaki # = 50	Not answered # = 191	Outside of Kāpiti # = 24		
Yes	62% 33	60% 67	62% 108	30% 99	57% 17	62% 48	45% 70	49% 65	30% 3	42% 21	36% 69	58% 14	46% 307	
No	6% 3	14% 15	14% 24	10% 33	0% 0	13% 10	19% 29	13% 17	10% 1	22% 11	3% 6	4% 1	11% 75	
Not answered	32% 17	26% 29	25% 43	60% 199	43% 13	25% 19	36% 55	39% 52	60% 6	36% 18	61% 116	38% 9	43% 288	

³ The findings in this chart are the result of thematic analysis of comments received.

Table 24: Do you think investing for resilience and growth is the right approach for Council to take at this time? — Support

Support	Count
General support	204
Invest with care	55
Support resilience	34
Invest in airport as part of resilience	9
Need to develop with climate change in mind	16
Support, within reason	7
Important for future generations	6
With ongoing consultation	5
Connectivity with rest of region	3
Support CCO	2
Support, with a longer roll out to reduce financial strain	1
Total	333

Table 25: Do you think investing for resilience and growth is the right approach for Council to take at this time? — Oppose

Oppose	Count
General opposition	27
Opposed to rate increases	25
Focus on core infrastructure and services only, not growth	16
Opposed to growth	13
Invest in resilience only, not growth	13
Opposed to incurring / maintaining debt	11
Central government / market responsibility	9
Opposed to Kāpiti Gateway	9
Opposed because of COVID-19	7
Reduce KCDC spending	6
Opposed given KCDC's poor track record with management	5
Opposed to CCO	4
Opposed to investing that benefits few	3
Climate change adaptation over mitigation	2
Must address climate emergency first	1
Total	151

Table 26: Do you think investing for resilience and growth is the right approach for Council to take at this time? — Ideas

Ideas	Count
Invest in infrastructure (at pace with growth)	56
Create business and employment opportunities	6
Make sure central government helps	2
Need to have a plan to measure success	2
Invest in a hospital for Kāpiti	1
Need to address what is not working	1
Invest in library and books	1
Partner with Māori	1
Make more land available	1
Invest in community partnerships	1
Assist the foodbank	1
Develop strategic housing growth	1
Respond better to NPS-UD	1
Reconsider growth model	1
Total	76

Table 27: Do you think investing for resilience and growth is the right approach for Council to take at this time? — General comments

General comments	Count
Make more specific	6
Total	6

6.2.3 Our financial and infrastructure strategies

6.2.3.1 Background

Council's financial strategy enables investment in, and development of, the District. Additionally, it enables the delivery of core services. With the substantial investment programme Council have planned, Council is proposing some significant adjustments to the main elements of the financial strategy.

6.2.3.2 Council has determined that it is appropriate to change the limits for rates, capital spending and borrowing for the 2021–41 Long-term Plan given the extra costs that need to be met and the challenges the district is facing – particularly to be able to replace vital infrastructure in the future. What do you think?

99 respondents expressed their support for the change. Rates increasing above inflation was the most common reason for opposing this change (93). The most common idea was to invest in different forms of infrastructure (96), 80 of those responses suggested investing in the airport.

Table 28: Council has determined that it is appropriate to change the limits for rates, capital spending and borrowing for the 2021–41 Long-term Plan given the extra costs that need to be met and the challenges the district is facing – particularly to be able to replace vital infrastructure in the future. What do you think? — Support

Support	Count
General support	99
Opposed to rate increases / percentage of rate increase	12
Borrow while interest is low	10
Support CCO as a means of funding this	3
7.8% not a true reflection as some are paying more	1
Central government funding should be maximised	1
Total	126

Kāpiti Coast District Council's Long-term Plan for 2021-41 - summary of community consultation

Table 29: Council has determined that it is appropriate to change the limits for rates, capital spending and borrowing for the 2021–41 Long-term Plan given the extra costs that need to be met and the challenges the district is facing – particularly to be able to replace vital infrastructure in the future. What do you think? — Oppose

Oppose	Count
Opposed to rate increases (above inflation)	93
KCDC should reduce spending / keep within current budget	36
Focus on core infrastructure and services only	30
General opposition	22
Opposed to incurring / maintaining debt	18
Opposed to Kāpiti Gateway	14
Opposed given KCDC's poor track record with management	13
Rating system needs to be changed	6
Opposed because of COVID-19	3
Opposed to CCO	2
More consultation needed	1
Opposed to water take from Ōtaki river	1
Opposed to changing the rating system	1
Homes along the seawall should pay for replacement	1
Beware of over-investing when disaster is imminent	1
Don't increase the cost of other services to make up for rates	1
Opposed to outsourcing	1
Opposed to growth	1
Total	245

Kāpiti Coast District Council's Long-term Plan for 2021-41 - summary of community consultation

Table 30: Council has determined that it is appropriate to change the limits for rates, capital spending and borrowing for the 2021–41 Long-term Plan given the extra costs that need to be met and the challenges the district is facing – particularly to be able to replace vital infrastructure in the future. What do you think? — Ideas

Ideas	Count
Invest in infrastructure	96
Invest in airport	80
Invest in infrastructure generally	6
Invest in transport infrastructure	5
Invest in water infrastructure	3
Invest in housing	2
Increased transparency is needed	3
Developers should fund infrastructure	3
Independent review expenditure / advisory	3
Cost should be shared with central government	2
Invest in climate change	2
Run KCDC as a business	1
Additional rates for empty land and houses	1
KCDC should know what the best decision is	1
Rates should be spent where they were obtained	1
Rates remissions for pensioners	1
Invest in education as business	1
Invest in eco tourism	1
Expand number of years of LTP to reduce rates	1
KCDC should fund growth	1
Economic development for equestrians	1
Fund infrastructure by developing on airport land	1
Total	120

6.3 Our big issues

Kāpiti is facing some complex issues which have a big impact on the priorities for its Long-term Plan. Council have identified the six big issues, these are:

- COVID-19 response and recovery
- Access to housing
- Responding to climate change
- Managing growth
- Strengthening our resilience
- Government changes impacting Council.

These six issues are interlinked. As well as being significant in their own right, together they form a key part of the context for Council's planning. These issues link strongly to community outcomes and are major contributors to wellbeing. They are priorities Council has identified as the most critical at this time.

6.3.1 COVID-19 response and recovery

6.3.1.1 Background

In response to the COVID-19 pandemic, Council has recognised that there is a need to rebuild and prepare for future impacts. Council has proposed focusing on its core roles, because the work they do helps stimulate the economy and support resilience. Council's COVID-19 recovery efforts build on existing work, and make the most of Council's knowledge and skills, and their relationships with partners, stakeholders and suppliers.

6.3.1.2 If we experience a resurgence of COVID-19, are there particular things you'd like Council to do in response?

The same things we did previously? Other things?

The positive feedback given was regarding KCDC maintaining the same level of involvement/response as it did previously (40). Opposing KCDC's response, 26 respondents said that it was Central Government's responsibility. 20 respondents questioned KCDC's role in managing the previous outbreak and identify this as an area for improvement.

Table 31: If we experience a resurgence of COVID-19, are there particular things you'd like Council to do in response? The same things we did previously? Other things? — Positive feedback

Positive feedback	Count
Maintain same level of involvement / response	40
Total	40

Table 32: If we experience a resurgence of COVID-19, are there particular things you'd like Council to do in response? The same things we did previously? Other things? — General opposition to KCDC response

General opposition to KCDC response	Count
Central governments responsibility, not KCDC	26
Opposed to rates increase	5
Do nothing	5
Total	36

Kāpiti Coast District Council's Long-term Plan for 2021-41 - summary of community consultation

Table 33: If we experience a resurgence of COVID-19, are there particular things you'd like Council to do in response? The same things we did previously? Other things? — Improvements

Improvements	Count
KCDC's previous role in pandemic questioned	20
Capacitate NGO's / community groups / schools	16
Provide marae with emergency supplies	3
Communication with community	13
Support the most vulnerable (elderly, disabled, mental health)	9
Support local economy / businesses	8
Have appropriate medical care / PPE available	7
Reduce KCDC spending	6
Keep public facilities open / continue to provide services	4
Vaccinate ASAP	3
Ensure food security	3
Environmentally friendly rebuild	2
Transparency in spending is needed	2
Enforce / increase rules during level 1	2
More involvement from the Mayor	1
Coordination with regional and central government	1
Proactive rather than reactive response	1
Close freedom camping areas during lockdown	1
Wider footpaths	1
Allow dogs off leads	1
Should not rely on QR codes for elderly	1
Maintain infrastructure	1
Total	103

What are the positives that have come out of the pandemic you would like us to keep doing or support in the community?

The most frequently identified positive outcome was an increase in neighbourly support (17). 18 respondents said there was nothing positive that came about from the pandemic.

Table 34: What are the positives that have come out of the pandemic you would like us to keep doing or support in the community? — Positives

Positives	Count
Community / individual related benefits	31
Increased neighbourly support	17
Less cars on the road	6
Working from home	3
Community food banks	2
Increase in active community members	1
Community projects got tackled	1
Independent thinkers	1
Benefits from KCDC	30
Communication from KCDC	9
Community support	7
Local business support	7
Cooperation with public / NGO's	3
Maintain same level of involvement / response	2
Close public facilities when needed	1
Working closer with the bus company	1
Health benefits	7
Good public hygiene	2
Increase in safety and awareness	2
Low transmissions	2
Contact tracing	1
Total	68

Table 35: What are the positives that have come out of the pandemic you would like us to keep doing or support in the community? — Negatives

Negatives	Count
Not much / no positives	18
Not sure what KCDC did	11
Opposed to rate increases	5
Lack of communication from KCDC	3
Opposed to Kāpiti Gateway	1
COVID-19 is a non-issue and any response is damaging	1
Total	39

Table 36: What are the positives that have come out of the pandemic you would like us to keep doing or support in the community? — Ideas

Ideas	Count
Partner with Māori / marae	4
Continue to follow policy guidelines by central government	2
Help those with little or no IT skills	1
Invest in internet infrastructure	1
Invest in medical infrastructure	1
Use savings from no public services to fund infrastructure	1
Invest in airport	1
Invest in roading	1
Invest in local outdoors	1
Total	13

6.3.2 Access to housing

6.3.2.1 Background

Housing has been prioritised by Council as one of their community outcomes. Housing accessibility is a significant and worsening problem in the district. It is also harder for people in the Kāpiti community to afford to rent or buy compared to the rest of the Wellington region and nationally. There is also increasing demand in the district for both social and emergency housing. Council is therefore concerned with how it can contribute to addressing housing access and affordability in the district.

6.3.2.2 Do you have any views on access to housing generally?

Majority of support for KCDC involvement in housing, was to have KCDC in the role of enabler (298). The most common reason for opposition was the belief that housing is the responsibility of central government or the market (63).

Table 37: Do you have any views on access to housing generally? — Support

Support	Count
Support KCDC as an enabler	298
Make more land available	176
Housing and airport land	79
Housing developments on airport land provided it can still run	64
Do not take airport land / restrict operation of airport	13
Support closing the airport for housing development	2
Encourage smaller / higher density housing	31
Streamline building consents for private building	26
Work with organisations / Mana Whenua / central government	22
Allow for more subdivisions	9
Adjust zoning	7
Have a KCDC staff member dedicated to helping NGOs	1
Incentivise non-profit housing development	1
General support	60
Support KCDC involvement in social / pensioner housing	36
Housing prices need to be affordable	21
Involvement to increase number of rentals	2
Good, but don't impact current housing	1
Total	418

Kāpiti Coast District Council's Long-term Plan for 2021-41 - summary of community consultation

Table 38: Do you have any views on access to housing generally? — Oppose

Oppose	Count
Housing is central government / market responsibility	63
Opposed to social / council housing	25
Opposed to rate increases	8
Opposed to incurring / maintaining debt	2
Opposed to more housing development	1
Total	99

Table 39: Do you have any views on access to housing generally? — Ideas

Ideas	Count
Limit environmental impacts / maintain green spaces	18
Invest in infrastructure at pace with housing	17
Costs need to fall on developers not KCDC	2
Construct houses around public transport	6
Double rates for second homes / land banking	4
Healthy / quality houses needed	4
Support rent to buy	3
Protect wāhi tapu	2
Develop a CCO	2
Do not include older people housing in social housing	1
Investigate land banking	1
Create food gardens	1
Partnership with single people to move to smaller houses	1
Manage immigration	1
Prevent moving to seafront	1
Ensure loans are secured at central government rates	1
Total	63

Table 40: Do you have any views on access to housing generally? — General comments

General comments	Count
KCDC's role in housing to date questioned	2
KCDC has a vested interest in raising property values	1
Total	3

6.3.3 Responding to climate change

6.3.3.1 Background

Acting on climate change is a key driver for Council's Long-term Plan. In response to the increasing impacts of climate change, Council is concerned with how the district mitigates and adapts to changes. Five key areas of action have been identified. These are:

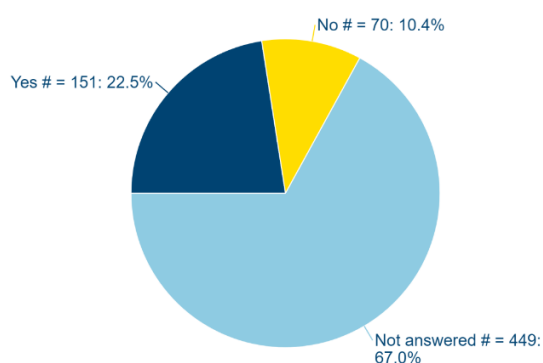
- further reducing Council's carbon emissions
- preparing for coastal change
- minimising waste
- supporting sustainable transport options
- increasing Council's work with the community to reduce our district's carbon footprint.

6.3.3.2 We have made good progress on reducing Council's emissions, however, achieving further gains will cost more. Should we continue to prioritise emissions reduction within Council?

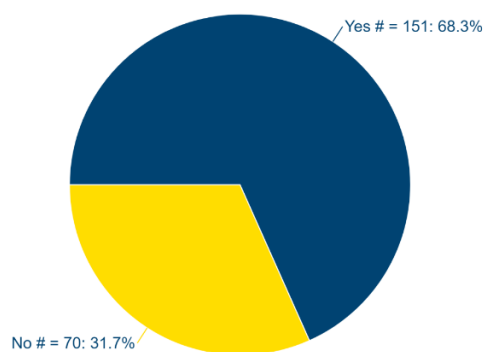
68.3% of respondents who answered this question believe that KCDC should continue to prioritise emissions reductions. 16 would only support if the reductions are significant or cost effective. 24 respondents were in opposition to the prioritisation of emissions reductions.

Figure 9: Should we continue to prioritise emissions reduction within Council? — Coded yes or no ⁴

Should we continue to prioritise emissions reduction within Council?



Includes not answered



Excludes not answered

⁴The findings in this chart are the result of thematic analysis of comments received.

Kāpiti Coast District Council's Long-term Plan for 2021-41 - summary of community consultation

Table 41: Should we continue to prioritise emissions reduction within Council? — Coded yes or no by age and location

Column % n	Age				Location								Total # = 670
	15 - 39 # = 53	40 - 59 # = 111	60 + # = 175	Not answered # = 331	Paekākāriki # = 30	Raumati # = 77	Paraparaumu # = 154	Waikanae # = 134	Te Horo # = 10	Ōtaki # = 50	Not answered # = 191	Outside of Kāpiti # = 24	
Yes	15% 8	21% 23	31% 54	20% 66	37% 11	40% 31	29% 45	30% 40	10% 1	22% 11	5% 9	13% 3	23% 151
No	6% 3	10% 11	9% 16	12% 40	7% 2	14% 11	13% 20	15% 20	0% 0	14% 7	5% 9	4% 1	10% 70
Not answered	79% 42	69% 77	60% 105	68% 225	57% 17	45% 35	58% 89	55% 74	90% 9	64% 32	91% 173	83% 20	67% 449

Table 42: We have made good progress on reducing Council's emissions, however, achieving further gains will cost more. Should we continue to prioritise emissions reduction within Council? — Support

Support	Count
General support	114
Only if reductions are significant / cost effective	16
Stay within current budget	4
Opposed to rate increases	2
Not as a top priority	2
Support evidence based response	1
If it is government mandated	1
Once we have overcome COVID-19	1
Total	142

Table 43: We have made good progress on reducing Council's emissions, however, achieving further gains will cost more. Should we continue to prioritise emissions reduction within Council? — Oppose

Oppose	Count
General opposition	24
Opposed to increase in costs	10
Other, more important, priorities that need urgent attention	7
Concern around justification for replacing EVs	6
Adaption planning preferred	5
Contribution is too small for any real effect on climate	4
Wait until issues actually rises / follow others	4
Human contamination and toxin should be focus	3
Central governments role	3
Opposed to Kāpiti Gateway	1
We need to focus more on measuring our emissions	1
Total	68

Table 44: We have made good progress on reducing Council's emissions, however, achieving further gains will cost more. — Ideas

Ideas	Count
Invest in active travel and (electric) public transport	24
Improve waste management / reduction	14
Work with community groups / local iwi	13
Practice carbon off-setting	10
Restore wetlands and fresh water	5
Educate / advise community	4
Invest in renewable energy	4
Audit / reduce carbon emissions	4
Concerns around airport	3
Increase number of / better manage nature reserves	3
Maintain airport	2
Creating more local jobs will have more benefit	2
Collaborate / align with national and international priorities	2
Address coastal impacts rather	2
Create local food gardens / eco-friendly farms	2
Promote the uptake of efficient technologies	2
Facilitate internet uptake to promote work from home	1
Bottom trawling fishing impacts outweigh land sequestration	1
Need to have proper markings for Tsunami safe zones	1
Increase rates of those living in high risk areas	1
Put cost to industry - worst offenders	1
Prevent erosion	1
Review District Plan	1
Total	103

6.3.3.3 The effects of climate change are being experienced in different ways across the district, for example, for our coastal communities and infrastructure such as the seawall in Paekākāriki. As climate change impacts become more severe and costs to respond increase, how do we ensure equity across the district?

To ensure equity 58 respondents proposed an increase in rates for those living on the seashore. 41 respondents were opposed to the Paekākāriki sea wall. The most common idea (22) was to stop building in climate impacted areas.

Table 45: The effects of climate change are being experienced in different ways across the district, for example, for our coastal communities and infrastructure such as the seawall in Paekākāriki. As climate change impacts become more severe and costs to respond increase, how do we ensure equity across the district? — Sea levels and erosion

Ensuring equity	Count
Rates increase for those on seashore/unfair for others to pay	58
Protect public infrastructure and not private housing	15
Opposed to building sea walls	11
Apply equity in all decision making	6
Protect all coastal/river areas	5
Opposed to ensuring equity	4
Ensuring equity is not a priority/not possible	4
Opposed to Kāpiti Gateway/within impacted area	4
Prioritise needs of young, poor and vulnerable	3
Wider region/country should be supported	3
Prioritise infrastructure that benefits whole community	2
Prioritise areas based on population density	1
KCDC involvement in all decisions	1
Decisions should ensure sustainability	1
Transparency in decision making is needed	1
Standards applied to private walls	1
Total	116

Table 46: The effects of climate change are being experienced in different ways across the district, for example, for our coastal communities and infrastructure such as the seawall in Paekākāriki. As climate change impacts become more severe and costs to respond increase, how do we ensure equity across the district? — Paekākāriki sea wall

Paekākāriki sea wall	Count
Support	35
General support	26
Support timber wall	3
Necessary	5
Opposed to retreat	1
Opposed	41
Prefer alternative solution	34
Prefer a managed retreat	31
Alterante wall options	3
Fixing the seawall is central governments responsibility	3
Local community can deal with sea level rise	2
The seawall will not be affordable	1
Too late to fix the problem	1
Total	76

Table 47: The effects of climate change are being experienced in different ways across the district, for example, for our coastal communities and infrastructure such as the seawall in Paekākāriki. As climate change impacts become more severe and costs to respond increase, how do we ensure equity across the district? — Ideas

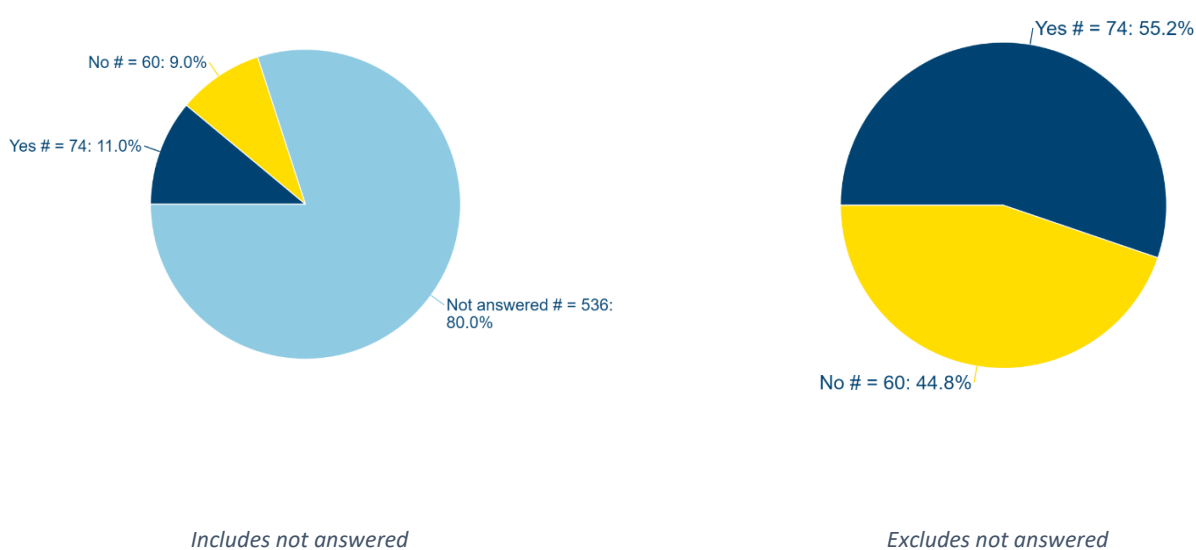
Ideas	Count
Stop building in climate impacted areas	22
Conduct a risk assessment / prioritisation across the region	7
Have a department dedicated to climate change risk management	1
Meaningful engagement with community	6
Work with government to develop solutions	5
Put sea level and erosion risk in LIM reports	3
Improve public transport access with housing and infrastructure	2
Do a cost / benefit analysis	2
Small rate increase	1
Rather focus on water security	1
Protection should be cheaper and 'fit-for-purpose'	1
Look to other countries (Norway) for ideas	1
Restore wetlands	1
Total	52

6.3.3.4 We have developed a strategic framework to guide our decision making and we want to know if you think we've got it right. What are your views?

55.2% of respondents think KCDC have got the framework right.

Figure 10: We have developed a strategic framework to guide our decision making and we want to know if you think we've got it right. What are your views? — Coded yes or no ⁵

We have developed a strategic framework to guide our decision making and we want to know if you think we've got it right. What are your views?



⁵ The findings in this chart are the result of thematic analysis of comments received.

Kāpiti Coast District Council's Long-term Plan for 2021-41 - summary of community consultation

Table 48: We have developed a strategic framework to guide our decision making and we want to know if you think we've got it right. What are your views? — Coded yes or no by age and location

Column % n	Age				Location								Total # = 670
	15 - 39 # = 53	40 - 59 # = 111	60 + # = 175	Not answered # = 331	Paekākāriki # = 30	Raumati # = 77	Paraparaumu # = 154	Waikanae # = 134	Te Horo # = 10	Ōtaki # = 50	Not answered # = 191	Outside of Kāpiti # = 24	
Yes	6%	7%	15%	11%	17%	23%	14%	16%	0%	2%	3%	4%	11%
	3	8	26	37	5	18	21	22	0	1	6	1	74
No	4%	6%	12%	9%	7%	16%	12%	6%	0%	18%	5%	0%	9%
	2	7	21	30	2	12	19	8	0	9	10	0	60
Not answered	91%	86%	73%	80%	77%	61%	74%	78%	100%	80%	92%	96%	80%
	48	96	128	264	23	47	114	104	10	40	175	23	536

Table 49: We have developed a strategic framework to guide our decision making and we want to know if you think we've got it right. What are your views? — Support

Support	Count
General support	60
Support, but need to start acting	6
Support for Climate Change Action Plan	4
Total	70







Kāpiti Coast District Council's Long-term Plan for 2021-41 - summary of community consultation

Table 50: We have developed a strategic framework to guide our decision making and we want to know if you think we've got it right. What are your views? — Concerns

Concerns	Count
Not enough focus on certain areas	41
Focus on managed retreat / adaptation	7
Focus on reducing road travel / public transport	5
Focus on greening buildings	5
Focus on basics	5
Focus on EVs and charging stations	3
Focus on waste reduction and recycling	3
Focus on carbon off-setting / emissions reduction	2
Focus on the pandemic	2
Focus on housing densification	1
Focus on climate restoration	1
Focus on native biodiversity protection	1
Focus on fuel economy rather than vehicle replacement	1
KCDC run environmentally friendly businesses	1
Focus on emergency services provision	1
Focus on local job creation	1
Focus on seawall / river banks	1
Focus on airport	1
Scope of framework	22
Clarify priorities / be more specific	15
Proposal needs to reflect climate emergency	5
Proposal needs to be district wide	1
Framework needs to be broader	1
Engagement	13
Lack of public engagement and support	9
Do not need excessive community consultation	2
Lack of involvement by elected KCDC members	1
Lack of transparency	1
Financial concerns	11
Concern with the cost / benefits	9
Mitigations are funded by polluters	2
Do not understand / have not heard of the framework	10
Concerns regarding implementation	10
Needs constant reviewing, benchmarking and reporting	7
Needs collaboration with other tiers of government	7
Central government should fund more infrastructure works	2
Work off of MfE's National Adaptation Plan for consistency	2
General disagreement	6
Must be based on scientific evidence	2
Do not set up CCO	1
Total	130

Kāpiti Coast District Council's Long-term Plan for 2021-41 - summary of community consultation

Table 51: We have developed a strategic framework to guide our decision making and we want to know if you think we've got it right. What are your views? — Ideas

Ideas		Count
Treaty agreement should be at the forefront of framework		5
Reorder priorities		3
Involve local business		1
Must use equity principle		1
Curbing community drug use should be a priority		1
Should be a risk based approach		1
Total		12

6.3.4 Managing growth

6.3.4.1 Background

The Kāpiti district has been growing steadily and is poised for more growth. Therefore, there is a need to plan for this growth. With management planning Council aims to ensure that growth happens sustainably and in a manner that promotes equitable benefits across the district.

6.3.4.2 As our district grows, what do you think good growth looks like?

The most common ideas for what good growth looks like were to focus on infrastructure (178), and housing (113).

Table 52: As our district grows, what do you think good growth looks like? — Ideas

Ideas	Count
Infrastructure	178
Focus on specific infrastructure	100
Improve transport infrastructure and services	41
Increase / maintain amenities	19
Focus on active travel	17
Keep the airport open	10
Improve health infrastructure	8
Develop town centres	2
Repurpose derelict buildings	1
Invest in street lighting	1
Support Kāpiti Gateway	1
Keep Waikanae green waste and recycling site	1
Focus on infrastructure in general	78
Growth will be limited by demands on infrastructure / planning	37
Focus on core infrastructure and services only	21
Developers should pay for infrastructure	6
Accessibility	1
Housing	113
More housing and more variety / density	27
KCDC administration	26
Make more land available	16
Streamline consent process	4
Remove barriers to allow Māori to build on their tupuna land	2
Zoning changes	2
Reduce compliance costs	1
Do not consent building on climate sensitive land	1
Maintain community aesthetic and feel	19
Affordable and quality housing	17
No high rise / high density developments	9
Reduce urban sprawl	5
Eco-friendly houses	4
Develop near transport hubs	3
Convert land near airport	1
Less second homes	1
More council housing	1
Community	70
Fostering community ties	37
Improve communication with public	16
Improve consultations with the community	11
Focus on iwi partnership	4
Foster strong community relationships	8
More community spaces / events	8
Consideration for cultural and historical sites	3
Acknowledge historic claims	1
Accessibility for all	1

Kāpiti Coast District Council's Long-term Plan for 2021-41 - summary of community consultation

Lifestyle		26
Equity in community		7
Focus on supporting the youth / future generations		4
Affordable living / rates		4
Promote healthy living / well being		3
Thriving community		3
Look after current community first		2
Safe communities		2
A place where people live with dignity		1
Demographics		7
Younger families moving to the district		4
Promote diversity in the community		3
Environment		65
Environmental protection		22
Develop green / recreational spaces		20
Sustainability		14
Reduced carbon emissions		6
Retain greenfields		3
Economic		63
Local economy		45
Encourage business / local business / shops / jobs		33
Limited economic growth and retail		3
Boost in tourism		3
Market led growth		3
Develop a business park		2
Balance residential / commercial interests		1
KCDC finances		18
Reduced KCDC debt / spending		5
Opposed to rates increase		5
Increased rates base		2
Rates base might not increase as costs increase as well		1
Equal spending across district		1
Lower charges for waste disposal to encourage correct disposal		1
No subsidies for developments		1
Spread costs over many years		1
Cost effective growth		1
KCDC		27
Promote limited / measured growth		13
KCDC controlled / managed development		4
Work with central government		3
Treaty to guide future growth		2
Promote diverse land use		1
Upskill KCDC staff		1
Support for KCDCs plans		1
Be a stakeholder in Wellington Regional Growth Framework		1
Increased transparency is needed		1
Opposed to growth		9
Total		525

6.3.5 Strengthening our resilience

6.3.5.1 Background

As a result of the COVID-19 pandemic, the need for community resilience has become evident. In response to this, Council has identified the need for a COVID-19 recovery plan to enhance community resilience. Furthermore, Council recognises the importance of the district being ready for emergencies as a form of resilience. Lastly, Council is considering how best to protect Council assets considering the impacts of climate change.

6.3.5.2 What else can Council do to help build community resilience?

A focus on infrastructure (165) and the community (84) were the most common suggestions for how KCDC can build community resilience.

Table 53: What else can Council do to help build community resilience? — Support

Support	Count
Support current plans	3
Total	3

Table 54: What else can Council do to help build community resilience? — Ideas

Ideas	Count
Infrastructure	165
Focus on specific infrastructure	95
Airport necessary in disaster / medical emergency	86
Build hospital for the district	5
Improve public transport	1
Address stormwater drainage	1
Delay Kāpiti Gateway	1
Upgrade flooding protection	1
Focus on core infrastructure and services only	57
Build with resilience in mind	8
Develop amenities for community	4
Build / maintain community assets	1
Community	84
Communication / consultation with the public	32
Listen to feedback from community	4
Improve community ties and networks	22
Community readiness	20
KCDC to educate community	10
Safe community	2
Promote self-sufficient households	2
Equitable community	2
Encourage household emergency preparedness	1
Community evacuation drills	1
Capacitate marae with necessities to be an emergency centre	1
Promotion of community organisations	1
Protect / engage with the most vulnerable	10

Kāpiti Coast District Council's Long-term Plan for 2021-41 - summary of community consultation

Governance		37
KCDC responsibilities		34
Have a detailed long and short term plan at the ready		7
Strong action, be disaster ready		6
KCDC should do no more		4
Encourage self-sufficient support structures		2
KCDC needs to build trust		2
Consult with other councils		2
Halt growth		2
Subsidise water tanks		1
Support COVID-19 recovery plan		1
Stop natural resource taking permits		1
Reduce compliance and regulatory costs		1
Managed retreat		1
Resource resilience		1
Employ more Mana Whenua in KCDC		1
Appoint appropriate staff members		1
KCDC to undertake research of likely impacts		1
Responsibility for governance lies outside of KCDC		3
Follow central government		2
WREMO responsibility		1
Economic		30
Community finances		14
Opposed to rate increases		10
Financially stable families are resilient		2
Affordable / limited amenities		2
KCDC finances		11
Insurance		5
Reduce KCDC debt		2
Reduce spending on non-core projects		2
Reduce KCDC assets		1
Have qualified advisors		1
Local economy		5
Support businesses		2
Promote investment		1
Increased employment		1
Do not regulate private commercial relationships		1
Environment		12
Keep greenfields / open spaces		4
Restore coastal environment		3
Plant native trees		2
Mitigate climate change		1
Look after rivers		1
Invest in sea walls as required		1
Housing		7
Address housing availability		5
Make more land available		1
Build houses on airport land		1
Total		335

6.3.5.3 How can Council encourage households' emergency preparedness?

To encourage households' emergency preparedness, 54 respondents suggested an improvement, and increase, in more targeted communication.

Table 55: How can Council encourage households' emergency preparedness? — Ideas

Ideas	Count
Increased / better / more targeted communication	54
Facilitate community plans	47
Host community training sessions / provide education	24
Emergency kit information for community	5
Host competitions / events	5
Neighbourhood watches and civil defence involvement	4
Encourage a neighbourly support system	4
Provide community centres with emergency supplies	2
Engage with local school children	1
Provision of community hub	1
Promote water tanks and solar panels	11
Provide each resident with a free / at cost emergency grab bag	11
Encourage public to take responsibility	6
Develop resilient infrastructure	2
KCDC to liaise with WREMO	2
Update plans	2
Implement a tsunami siren	2
Leave to central government	2
Encourage businesses to be prepared	1
Community gardens	1
Maintain airport	1
KCDC to lead from the front	1
Promote composting at the marae	1
Reduce rates to increase financial resilience in community	1
Work with the vulnerable	1
Survey household preparedness	1
Reticulated water supply in Peka Peka	1
Total	148

Table 56: How can Council encourage households' emergency preparedness? — General comments

General comments	Count
Maintain current level of support	17
KCDC cannot do too much as it is an individual response	7
General support	3
Don't increase expenditure	2
You have already informed houses of the threats, that is enough	2
Total	31

6.3.5.4 Should we explore different options for how we insure our assets?

We could:

- reduce our cover/increase our excess?
- self-insure more/increase our reserves?

31.9% of respondents who answered the question believe that KCDC should explore other options. 31.9% support more self-insurance/increasing reserves. 10 respondents suggested insuring only certain assets. 10 respondents suggested insuring only certain assets.

Figure 11: Should we explore different options for how we insure our assets?

Should we explore different options for how we insure our assets? ⁶

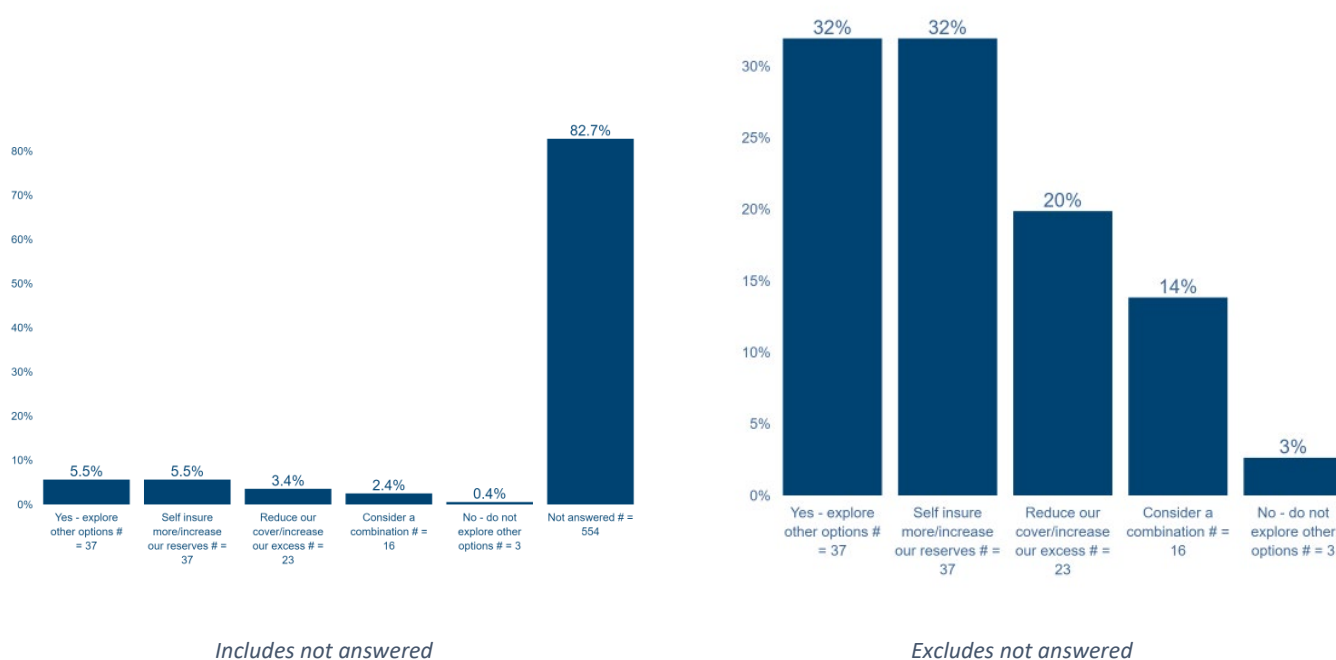


Table 57: Should we explore different options for how we insure our assets? — by age and location

Column % n	Age				Location								Total # = 670
	15 - 39 # = 53	40 - 59 # = 111	60 + # = 175	Not answered # = 331	Paekākāriki # = 30	Raumati # = 77	Paraparaumu # = 154	Waikanae # = 134	Te Horo # = 10	Ōtaki # = 50	Not answered # = 191	Outside of Kāpiti # = 24	
Yes - explore other options	2%	6%	5%	6%	0%	5%	8%	10%	0%	4%	3%	4%	6%
Self insure more/increase our reserves	1	7	8	21	0	4	12	13	0	2	5	1	37
Reduce our cover/increase our excess	8%	6%	9%	3%	0%	13%	7%	7%	0%	2%	3%	4%	6%
Consider a combination	4	7	15	11	0	10	11	9	0	1	5	1	37
No - do not explore other options	0%	1%	3%	5%	3%	4%	3%	4%	0%	8%	2%	8%	3%
Not answered	0	1	6	16	1	3	5	5	0	4	3	2	23
	0%	2%	5%	2%	3%	5%	3%	2%	0%	2%	2%	0%	2%
	0	2	8	6	1	4	4	3	0	1	3	0	16
	2%	1%	0%	0%	0%	0%	1%	1%	0%	0%	0%	0%	0%
	1	1	0	1	0	0	2	1	0	0	0	0	3
	89%	84%	79%	83%	93%	73%	78%	77%	100%	84%	92%	83%	83%
	47	93	138	276	28	56	120	103	10	42	175	20	554

⁶ The findings in this chart are the result of thematic analysis of comments received.

Table 58: Should we explore different options for how we insure our assets? — Proposed options

Proposed options	Count
Self-insure more / increase reserves (support)	36
Reduce cover / increase excess (support)	21
Support, with no proposed option chosen	15
Combination of both options	11
Total	83

Table 59: Should we explore different options for how we insure our assets? — Ideas

Ideas	Count
Only insure certain assets	10
Increase excess and build reserves on non-core assets	5
Continuously review	5
Reduce costs	2
Look at historical costs and claims	2
Invest in resilient infrastructure	1
Do a cost / benefits analysis	1
Do not reduce cover, increase excess, reserves and self-insure	1
Use reserve money to pay off debt	1
Consult more in the future	1
Only insure to commercial value not full replacement	1
Total	30

Table 60: Should we explore different options for how we insure our assets? — General comments

General comments	Count
Need more information	8
KCDC / experts should know what to do	7
General opposition	4
Unsure of which option to select	3
Total	22

6.3.6 Government changes impacting Council: Three waters services

6.3.6.1 Background

Central government is making some major changes in the local government sector that will have a significant impact for communities and the role of councils. The two proposed changes are the three waters services and the Resource Management Act reform.

6.3.6.2 With the changes the Government is making to regulation and supply for three waters services – (drinking water, wastewater, and stormwater): What's important for you about Council's role?

Respondents have identified two general areas for KCDC's role. These are governance (175) and water quality (53).

Kāpiti Coast District Council's Long-term Plan for 2021-41 - summary of community consultation

Table 61: With the changes the Government is making to regulation and supply for three waters services – (drinking water, wastewater, and stormwater): What's important for you about Council's role? — KCDC's role

KCDC's role	Count
Governance	175
KCDC should maintain control	28
Support government change	23
Represent community interests	20
Ensure cost effectiveness / reduce debt	19
Maintain infrastructure	17
Ensure residents get value for money / no cross subsidisation	15
Waste water management	10
Work collaboratively with other councils / central government	9
Storm water management	8
Meter supplies	5
Partner / consult with the community in decision making	5
Encourage water conservation	3
Increased transparency is needed	3
KCDC make / encourage residents install rainwater tanks	3
Prosecute offenders	2
Consider amalgamation into Greater Wellington Region	2
Register all private collection	1
Private water companies that are brought in should be elected	1
Do not outsource to private business	1
Water quality	53
Maintain water quality / supply	31
Environmental protection	10
Prevent pollution in waterways	8
Opposed to chemical use	2
Stop water extraction that impacts aquifer	1
Stop fluoridation	1
General comments	18
KCDC should be commended for its work to date	5
Articulate what the community benefits / impacts are	2
Already have private water supply	2
Wait until plans are confirmed	2
Opposed to Māori advisory board	2
Build waste water capacity	1
Not sure there is a choice	1
Those using private service providers should not pay rates	1
Use KCDC discretion in decision making	1
Adhere to all suggests in consultation document	1
Total	246

6.3.6.3 With the changes the Government is making to regulation and supply for three waters services – (drinking water, wastewater, and stormwater): What should we advocate for?

The most suggested area for advocacy is around water governance (108). Addressing water quality was also an area that KCDC should advocate for (28).

Table 62: What should we advocate for? — What KCDC should advocate for

What KCDC should advocate for		Count
Governance		108
KCDCs role		84
	KCDC to maintain control	21
	Advocate for local community	14
	Democratic governance / community consultation	12
Representation of Mana Whenua		6
	Lower rates / costs	9
	Ensure residents get value for money / no cross subsidisation	9
	Metering / minimise usage and wastage	6
	Ensure cost effectiveness	4
	Good management	2
	Make water provision a non-profit	1
	Promote water tourism	1
	Amalgamation at regional level	1
	Watercare model	1
	Independent local unit	1
	Advocate for regulation with minimum legislative standards	1
	Hold off until proposals are presented	1
Central government		24
	Support from central government	10
	Letting central government take over	8
	Collaborate with government and other councils	6
Water quality		28
	Maintain water quality and supply	12
	Reduce water pollution	7
	Waste water treatment	6
	Reduce impacts on aquifer	1
	Fluoridate water	1
	Stop fluoridation	1
Infrastructure		18
	Future-proofed / future growth in infrastructure	5
	KCDC make / encourage residents install rainwater tanks	4
	Promote water storage (dam)	3
	Stormwater infrastructure	2
	Continue with bore system	1
	Access to mains water in Paekākāriki	1
	Maintain water infrastructure	1
	Developers to pay cost of new infrastructure	1
Total		154

6.4 Key decisions

As part of consultation on the Long-term Plan, Council requested feedback on four key decisions – two key projects and two significant proposals. These four decisions are:

Housing – Council would like to know if they should be more actively involved;

Seawall – A review of the approach to repair seawall given an increase in the costs;

CCO – The possibility of Council setting up the structures for a council-controlled organisation (CCO) now; and

Airport – Exploring the potential for Council to play a role in the airport.

6.4.1 Key project 1: Should Council take a bigger role in housing?

6.4.1.1 Background

There are significant and growing housing access and affordability issues in the district, as well as rising rents. As the population continues to grow, there will be more pressure on existing housing. This is already being felt and some families are having to move out of the district. Increasingly, people in the community are seeking government support to access housing. While there are many factors affecting the supply of housing and it's an issue facing the entire country; if the Council took an even more active role, and increased spending, it could help address the pressures being experienced now in our district.

6.4.1.2 Do you agree with the Council's recommended option to take a bigger role in housing?

- Yes – Council should take a bigger role in housing
- No – Council should not take a bigger role in housing

57% of respondents feel that KCDC should take a bigger role in housing.

Figure 12: Do you agree with Council's recommended option?

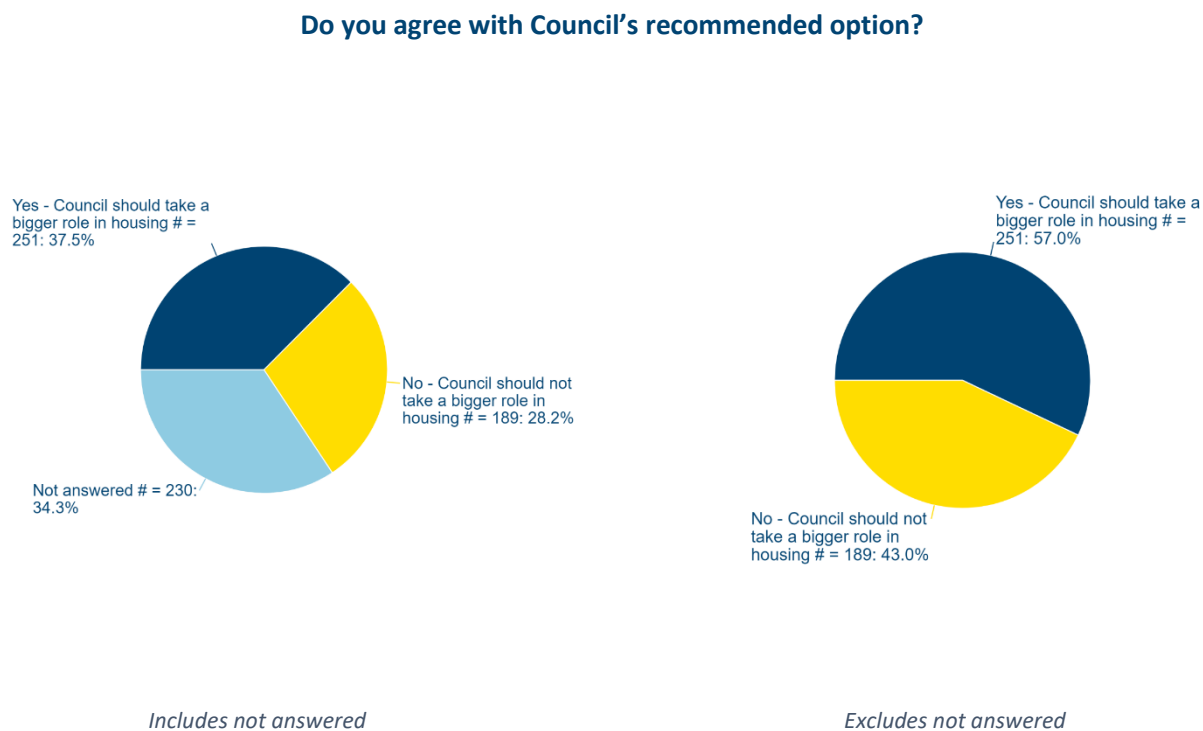


Table 63: Do you agree with Council's recommended option? — by age and location

Column % n	Age				Location								Total # = 670
	15 - 39 # = 53	40 - 59 # = 111	60 + # = 175	Not answered # = 331	Paekākāriki # = 30	Raumati # = 77	Paraparaumu # = 154	Waikanae # = 134	Te Horo # = 10	Ōtaki # = 50	Not answered # = 191	Outside of Kāpiti # = 24	
Yes - Council should take a bigger role in housing	49%	46%	49%	27%	50%	52%	44%	42%	30%	44%	19%	46%	37%
	26	51	85	89	15	40	68	56	3	22	36	11	251
No - Council should not take a bigger role in housing	8%	25%	31%	31%	10%	36%	38%	38%	40%	30%	14%	8%	28%
	4	28	55	102	3	28	59	51	4	15	27	2	189
Not answered	43%	29%	20%	42%	40%	12%	18%	20%	30%	26%	67%	46%	34%
	23	32	35	140	12	9	27	27	3	13	128	11	230

6.4.1.3 Do you have any views on Council taking a bigger role in housing?

244 respondents want KCDC to take on the role of enabler. Most of the opposition (102) was linked to the belief that housing is the responsibility of central government, the market and NGOs.

Table 64: Do you have any views on this? — Support

Support	Count
Support KCDC's role as an enabler	244
Make more land available	43
Allow for smaller / high density / infill housing	28
Partnership with central government / developers / specialists / NGOs	33
Partner with Mana Whenua	9
Streamline consent process	30
Reduce consent fees	12
Develop infrastructure at pace with housing	14
Ensure sustainability	14
Do not consent to builds in areas affected by climate change	4
Make laws less restrictive	11
Change zoning	8
Support development close to transport hubs	7
Approve more building permits	5
Don't build on airport land	5
Incentivise developers	5
Assist first home buyers	5
A change from opposition to (some / enabler) support in hearings	3
Use local businesses	3
Cap rents	3
Increase rates on empty land / holiday homes	3
Support rent to buy	2
Incentivise quality / healthy homes (use a VTR)	2
General support	90
Increase housing accessibility / affordability	34
Rising house costs result in displacement of community	3
Do not incur costs of development	2
Displacement of the community impacts marae	1
Support KCDC as a housing provider / developer	46
Create more council housing	21
Build / retain retirement housing	16
Build more emergency shelters	3
Use a CCO to assist with this	3
Upgrade and maintain existing housing reserves	2
With consideration for costs to rate payers	1
Total	381

Table 65: Do you have any views on this? — Oppose

Oppose	Count
Housing is central government / market / NGOs responsibility	102
Focus on core infrastructure and services only	29
Opposed to using rates for housing	11
Lack of infrastructure to support more housing	1
Opposed to CCO	1
Opposed to KCDC acquiring land unless its cost effective	1
Total	145

6.4.2 Key project 2: Should we renew the Paekākāriki seawall a different way?

6.4.2.1 Background

Since consultation was undertaken with the community for the 2018–38 Long-term Plan about the Paekākāriki seawall, and a plan developed for replacing the wall, costs and conditions have changed. Council is committed to renewing the almost 1 kilometre (930 metre) seawall in some way. The seawall protects community infrastructure on the Paekākāriki foreshore such as roads and water assets for which the Council is responsible.

6.4.2.2 Do you agree with the Council's recommended option to renew the Paekākāriki seawall a different way?

- Yes – replace it like-for-like in timber at an estimated cost of \$17 million
- No – proceed with the design already agreed, at the revised estimated cost of \$27 million

70.9% of respondents would like the sea wall to be replaced like-for-like.

Figure 13: Do you agree with Council's recommended option?

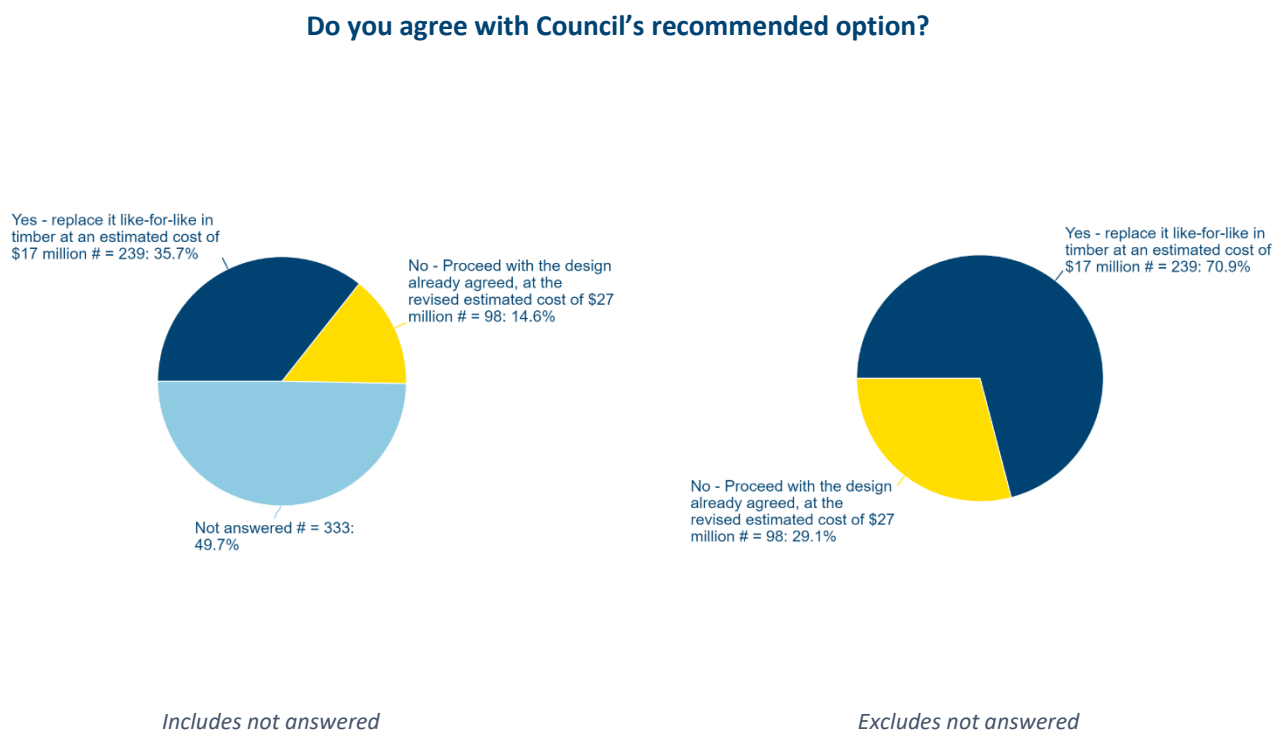


Table 66: Do you agree with Council's recommended option? — by age and location

Column % n	Age				Location								Total # = 670
	15 - 39 # = 53	40 - 59 # = 111	60 + # = 175	Not answered # = 331	Paekākāriki # = 30	Raumati # = 77	Paraparaumu # = 154	Waikanae # = 134	Te Horo # = 10	Ōtaki # = 50	Not answered # = 191	Outside of Kāpiti # = 24	
Yes - replace it like-for-like in timber at an estimated cost of \$17 million	28% 15	48% 53	42% 74	29% 97	23% 7	49% 38	45% 69	53% 71	40% 4	34% 17	13% 24	38% 9	36% 239
No - Proceed with the design already agreed, at the revised estimated cost of \$27 million	13% 7	19% 21	19% 33	11% 37	30% 9	32% 25	19% 29	10% 14	0% 0	10% 5	8% 15	4% 1	15% 98
Not answered	58% 31	33% 37	39% 68	60% 197	47% 14	18% 14	36% 56	37% 49	60% 6	56% 28	80% 152	58% 14	50% 333

6.4.2.3 Do you have any views on this Council's recommended option to renew the Paekākāriki seawall a different way?

43 responses indicated that it should not be funded through rates. The most common alternative (32) to the proposed options was a managed retreat.

Table 67: Do you have any views on this? — Support

Support	Count
Support timber (\$17m)	50
Support concrete (\$27m)	53
Not funded by ratepayers	43
Homes along seawall should pay for replacement (higher rates)	37
Funded by Kāpiti Gateway money	3
Funded by central government	2
Funded through long term bonds	1
Support for sea wall replacement with no selected option	39
Managed retreat should not be the option	1
Bring completion date forward	1
Support only if wall will still be high enough in 50 years	1
Total	198

Table 68: Do you have any views on this? — Oppose

Oppose	Count
Prefer a different option	53
Prefer a managed retreat	32
Place concrete boulders / gabions / groynes	14
Prefer coastal dune replenishment	3
Prefer stepped wall	2
Support Paekākāriki Design Group's design	1
Prefer sandbags	1
General opposition	18
Both costs are too high	3
Fix what is there	2
More consultation needed	2
Proposed timber wall is not like for like / fit for purpose	1
Benefits only a few	1
Concern for marine life	1
Solution is to stop climate change	1
Total	82

Table 69: Do you have any views on this? — Ideas

Ideas		Count
Need to consult with local iwi and community	■	5
Provide same level of support for other coastal areas	■	4
Use local businesses	■	2
Design must retain the beach / encourage more deposition	■	1
Have a hundred year plan	■	1
Seawall should have a walkway	■	1
Transform The Parade	■	1
Do not consent to builds in areas affected by climate change	■	1
Total		16

6.4.3 Significant proposal 1: Should we set up a CCO (council-controlled organisation)?

6.4.3.1 Background

CCOs are used by councils throughout the country to independently run activities from housing and transport to economic development and events. They are used particularly to run services where a more commercial focus is required. They can also hold assets and generate income. A CCO with a profit objective is known as a council-controlled trading organisation (CCTO). This decision now is about setting up a structure that we could use in the future subject to consultation.

6.4.3.2 Do you agree with the Council's recommended option to set up a CCO?

- Yes – we should set up a CCO
- No – we should not set up a CCO

56.1% of respondents indicated support for KCDC setting up a CCO.

Figure 14: Do you agree with Council's recommended option?

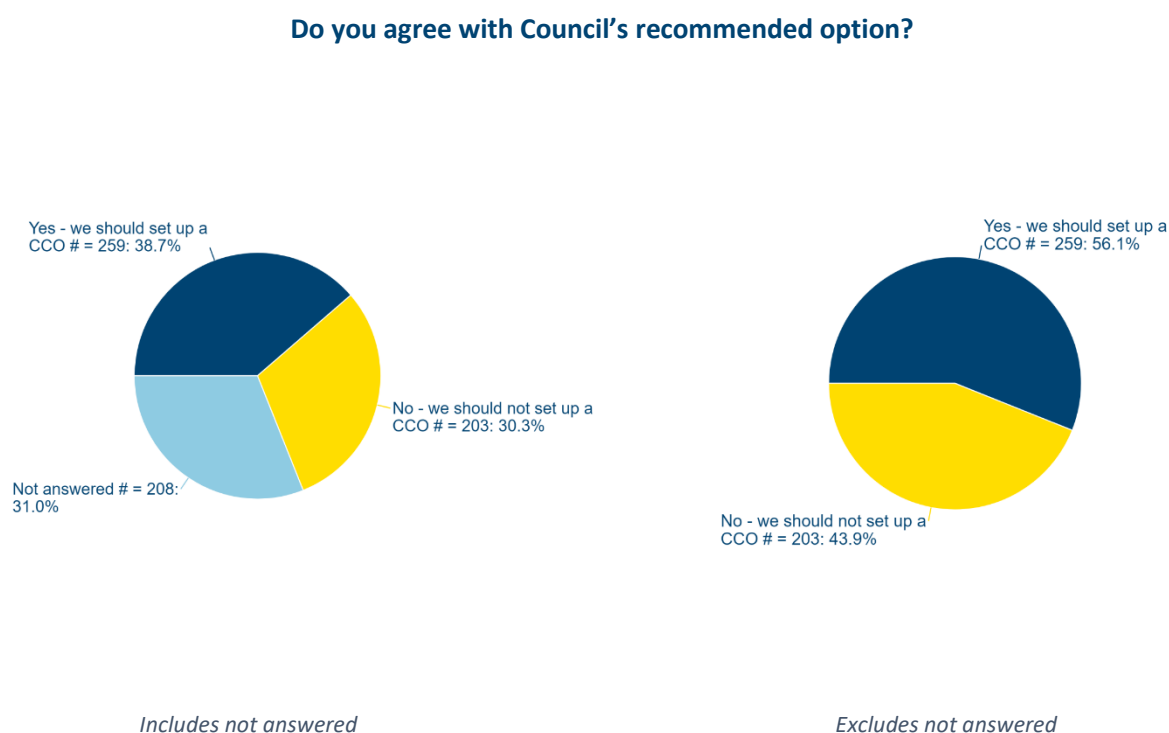


Table 70: Do you agree with Council's recommended option? — by age and location

Column % n	Age				Location								Total # = 670
	15 - 39 # = 53	40 - 59 # = 111	60 + # = 175	Not answered # = 331	Paekākāriki # = 30	Raumati # = 77	Paraparaumu # = 154	Waikanae # = 134	Te Horo # = 10	Ōtaki # = 50	Not answered # = 191	Outside of Kāpiti # = 24	
Yes - we should set up a CCO	62% 33	56% 62	47% 83	24% 81	37% 11	51% 39	44% 67	40% 53	20% 2	32% 16	31% 59	50% 12	39% 259
No - we should not set up a CCO	11% 6	30% 33	38% 67	29% 97	37% 11	34% 26	38% 58	40% 54	50% 5	36% 18	15% 28	13% 3	30% 203
Not answered	26% 14	14% 16	14% 25	46% 153	27% 8	16% 12	19% 29	20% 27	30% 3	32% 16	54% 104	38% 9	31% 208

6.4.3.3 Do you have any views on Council's recommended option to set up a CCO?

Using a CCO to play a role in the airport was a preferred option (88). The belief that CCO's are not the core business

of KCDC was the main reason for opposition (42).

Table 71: Do you have any views on this? — Support

Support	Count
Use as a means to play a role in airport	88
General support for a second income stream / lower rates	52
Ensure it is cost effective / independent of rates	13
KCDC must take accountability	10
Use as a means to address housing	8
Support exploration	1
Use as a means to build a dam	1
Use to gain assets	1
Implement the Watercare model	1
Use as a means to set up a Local Authority Trading Enterprise	1
With central government supported borrowing	1
Total	177

Table 72: Do you have any views on this? — Oppose

Oppose	Count
General opposition	52
Not a core business / should not take on commercial activities	42
Not cost effective / viable	41
Unnecessary / ineffective council with lack of skills	28
Not sure of purpose / needs a clear goal / business idea	26
Concern around independency of CCO	8
No disadvantages mentioned in the consultation document	1
Total	198

Table 73: Do you have any views on this? — Ideas

Ideas	Count
Hire qualified people to run CCO	13
Partner with local authorities and Mana Whenua	4
Need to do a costs / benefits analysis	2
Generate more income from parking	1
Should reflect diversity of community	1
Total	21

Table 74: Do you have any views on this? — General comments

General comments	Count
Need more information	20
Need more consultation around what CCO would be implemented	11
This is already KCDC's responsibility	2
Total	33

6.4.4 Significant proposal 2: Should Council explore ways to have a role in the airport?

6.4.4.1 Background

Kāpiti Coast Airport is an important asset in our community, and a thriving airport would contribute strongly to the

social and economic wellbeing of our district. However, the future of the airport is uncertain. If Council did explore having a role in the airport, they would investigate various options and how these could work for Kāpiti.

6.4.4.2 Do you agree with the Council's recommended option to explore ways to have a role in the airport?

- Yes – Council should explore ways to have a role in the airport
- No – Council should not explore ways to have a role in the airport

73.6% of respondents who answered this question indicated that they feel KCDC should explore ways to have a role in the airport.

Figure 15: Do you agree with Council's recommended option?

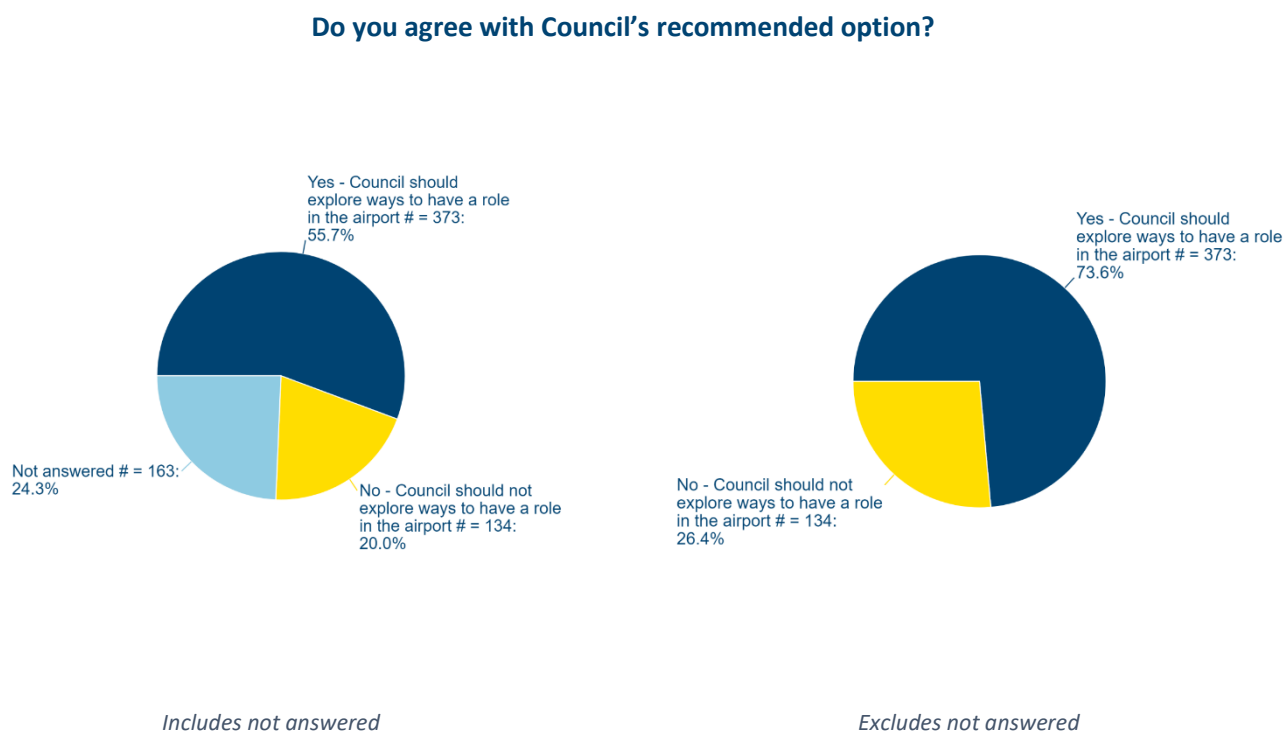


Table 75: Do you agree with Council's recommended option? — by age and location

Column % n	Age				Location								Total # = 670
	15 - 39 # = 53	40 - 59 # = 111	60 + # = 175	Not answered # = 331	Paekākāriki # = 30	Raumati # = 77	Paraparaumu # = 154	Waikanae # = 134	Te Horo # = 10	Ōtaki # = 50	Not answered # = 191	Outside of Kāpiti # = 24	
Yes - Council should explore ways to have a role in the airport	72% 38	73% 81	70% 123	40% 131	40% 12	66% 51	67% 103	57% 77	50% 5	42% 21	43% 83	88% 21	56% 373
No - Council should not explore ways to have a role in the airport	8% 4	21% 23	21% 37	21% 70	37% 11	25% 19	21% 32	25% 34	40% 4	24% 12	12% 22	0% 0	20% 134
Not answered	21% 11	6% 7	9% 15	39% 130	23% 7	9% 7	12% 19	17% 23	10% 1	34% 17	45% 86	13% 3	24% 163

6.4.4.3 Do you have any views on Council's recommended option to explore ways to have a role in the airport?

The airport being an important asset for Kāpiti was the main reason for this (184). The airport not being within the scope of KCDC's core business was one reason for opposition (31). The role of local iwi with regards to ownership and management of the land was commonly mentioned (69).

Table 76: Do you have any views on this? — Support

Support	Count
Important for Kāpiti (economic asset / transport infrastructure)	184
Important for emergencies / resilience	131
General support	75
As long as it is self sustaining / not costed to rate payers	20
With central government support	7
Get involved, but don't buy	6
Majority of users reside in Kāpiti - benefits locals	1
Private survey indicates community support for airport	2
Electric aircraft efficient mode of transport	2
It would be out of order for KCDC to not explore this	1
Total	429

Table 77: Do you have any views on this? — Oppose

Oppose	Count
General opposition	45
Not a core business / not within scope or level of expertise	31
Does not generate income / costs are too high	26
Use land to build houses	22
Operational airport not in line with climate emergency	13
Central government should take responsibility	9
Rather improve access to other airports	6
KCDC did not involve themselves early enough	4
Total	156

Table 78: Do you have any views on this? — Ideas

Ideas	Count
Role of local iwi	69
Local Iwi should be given land	29
Joint ownership between KCDC and local Iwi	20
More consultation needed with local Iwi	10
Resolve land claims queries before any involvement	5
Needs to be governed by Treaty obligations	5
Need more research / information	4
Opposed to a zone change of the land	3
Promote commercial development nearby	2
Improve road access	0
Have an economic development committee investigate options	1
Only a helicopter pad is required	1
Needs to be more transparent	1
Build airport in Te Horo	1
Build small airport in Peka Peka	1
Use Public Works Act to acquire land	1
Need new land to expand airport	1
Total	85

6.5 Major projects and initiatives

Our proposed Long-term Plan includes progressing work on key projects. These projects are:

- Waikanae Library
- Te Newhanga Kāpiti Community Centre
- Town centres
- Link road
- Drinking water safety and resilience
- Stormwater upgrades
- Waste minimisation
- Footpaths
- Ōtaki community facilities
- Indoor sports centre
- Ngā Manu Nature Reserve
- Playgrounds
- Maclean Park
- Ōtaki Pool upgrade stage 2
- Kāpiti Gateway – Te Uruhi
- Community board proposals

6.5.1 Waikanae Library

6.5.1.1 If you have any views on Waikanae Library, please comment here:

Most comments were in support of the Waikanae Library project. The main reason for opposition was that it is unnecessary because the world is going digital (10).

Table 79: If you have any views on these, please comment here. Waikanae Library — Support

Support	Count
General support	68
Library was / should be developed into community hub	23
Rebuild the library / build new library	21
Need a library if rates are increasing	1
Total	113

Table 80: If you have any views on these, please comment here. Waikanae Library — Oppose

Oppose	Count
World going digital	10
Current library / location is fine	6
Opposed to incurring / maintaining debt	5
Share library with Paraparaumu	5
General opposition	2
Book budget cuts	1
Building has black mould and should be demolished	1
Total	30

Table 81: If you have any views on these, please comment here. Waikanae Library — Ideas

Ideas	Count
Make it smaller than major towns	1
A library that is appropriate in technological age	1
Improve maintenance of KCDC buildings	1
Use local contractors to do the work	1
Have a user pay library	1
Use current site for high density housing	1
Develop shared facility	1
Convert existing shops into library	1
Total	8

6.5.2 Te Newhanga Kāpiti Community Centre

6.5.2.1 If you have any views on Te Newhanga Kāpiti Community Centre, please comment here:

Most comments were in support of the Te Newhanga Kāpiti Community Centre major project. The project was seen as unnecessary by some (5).

Table 82: If you have any views on these, please comment here. Te Newhanga Kāpiti Community Centre — Support

Support	Count
General support	32
Repair / building costs should be low	2
Low costs for community groups to use	1
Total	35

Table 83: If you have any views on these, please comment here. Te Newhanga Kāpiti Community Centre — Oppose

Oppose	Count
General opposition	6
Unnecessary	5
Will become a liability to ratepayers	4
Total	15

Table 84: If you have any views on these, please comment here. Te Newhanga Kāpiti Community Centre — Ideas

Ideas	Count
Include a commercial kitchen that can be rented out	1
Include community gardens and foodbank	1
Include in Kāpiti Gateway	1
Include an urban marae	1
Total	4

6.5.3 Town centres

6.5.3.1 If you have any views on town centres, please comment here:

The majority of comments were in support of the town centres project. Making town centres pedestrian friendly was suggested by nine respondents.

Table 85: If you have any views on these, please comment here. Town centres — Support

Support	Count
General support	16
Improve Waikanae town centre	9
Improve Paraparaumu town centre	9
Improve Ōtaki town centre	8
Improve Paekākāriki town centre	1
Total	43

Table 86: Table 70: If you have any views on these, please comment here. Town centres — Oppose

Oppose	Count
Reduce KCDC spending	5
General opposition	5
Focus on economic development	2
Let it naturally grow	1
Commercial ratepayers pay the least and so should not benefit	1
Total	14

Table 87: Table 70: If you have any views on these, please comment here. Town centres — Ideas

Ideas	Count
Pedestrian friendly town centres (housing / toilets / walkability)	9
Exemplify the culture of the community	2
Use local businesses for upgrades	2
Improve outdated / abandoned shops	2
Build a multipurpose event arena	1
More off-lead dog exercise areas	1
Restore Waikanae river walkways	1
Tram rail around town centres	1
Total	19

6.5.4 Link road

6.5.4.1 If you have any views on the link road, please comment here:

Most comments were supportive of the link road major project.

Table 88: If you have any views on these, please comment here. Link road — Support

Support	Count
General support	41
Current road layout is congesting Kāpiti road	2
Total	43

Table 89: If you have any views on these, please comment here. Link road — Oppose

Oppose	Count
General opposition	8
Too costly, other more important priorities	4
Rather focus on active travel/public transport	2
May not have desired effect in terms of traffic	1
Not suitable area for building (wetland)	1
Total	16

Table 90: If you have any views on these, please comment here. Link road — Ideas

Ideas	Count
Increase road network and access points	5
Engage with local Mana Whenua	3
Need more information	1
Include pathways on link roads	1
Keep the space green	1
Use old SH1 as a local road	1
Do not plant foliage in roundabouts - impairs line of sight	1
Total	13

6.5.5 Drinking water safety and resilience

6.5.5.1 If you have any views on drinking water safety and resilience, please comment here:

Comments on the drinking water safety and resilience project were supportive. Building a dam for water storage was significant for resilience (8).

Table 91: If you have any views on these, please comment here. Drinking water safety and resilience — Support

Support	Count
General support	46
Central government should support	1
Total	47

Table 92: If you have any views on these, please comment here. Drinking water safety and resilience — Ideas

Ideas	Count
Build a dam / water storage	8
Stop fluoridation	4
Riparian planting	2
Ensure not paying for out of Kāpiti assets	1
Check sustainability of aquifers	1
Waive consent for potable tanks	1
Keep Ōtaki water in Ōtaki	1
Create CCO or use central government	1
Houses should have emergency water tanks	1
Polluter pays principle	1
Total	21

6.5.6 Stormwater upgrades

6.5.6.1 If you have any views on stormwater upgrades, please comment here:

The majority of comments were in support of stormwater upgrades.

Table 93: If you have any views on these, please comment here. Stormwater upgrades — Support

Support	Count
General support	47
Support, but don't spend excessively	4
Increase the amount of maintenance	4
Transmission Gully will cause stormwater problems	1
Sustainable effective solutions	1
Total	57

Table 94: If you have any views on these, please comment here. Stormwater upgrades — Oppose

Oppose	Count
Outsource responsibility	2
Need clarity on level of investment needed	1
Total	3

Table 95: If you have any views on these, please comment here. Stormwater upgrades — Ideas

Ideas	Count
Community education needed around climate change	1
Create social media campaign to unclog storm drains	1
Waive consent fees for stormwater tanks to be installed	1
Total	3

6.5.7 Waste minimisation

6.5.7.1 If you have any views on waste minimisation, please comment here:

Most responses were in support of the waste minimisation initiative. Not closing the Waikanae green waste recycling site was key for some (18).

Table 96: If you have any views on these, please comment here. Waste minimisation — Support

Support	Count
General support	37
Support education	6
Support recycling	6
Total	49

Table 97: If you have any views on these, please comment here. Waste minimisation — Oppose

Oppose	Count
Opposed to incurring / maintaining debt	3
Opposed to taking waste out of the rohe	1
General opposition	1
Opposed to subsidising of home composting	1
Total	6

Table 98: If you have any views on these, please comment here. Waste minimisation — Ideas

Ideas	Count
Do not close Waikanae green waste and recycling site	18
Rates should include recycling / in-house collection	12
Have only one truck / company collecting garbage	10
Legislation against non-recyclable packaging	5
Better access to recycling facilities / bins	2
Charge the manufacturer for waste disposal	2
Improve bin design to prevent rubbish spill	1
Monthly clean-ups	1
Need litter traps	1
Reduce costs	1
Focus on ecological restoration	1
Need easier to digest information	1
Increase costs of water to promote conservation	1
Make it easy to do	1
Need more waste management options	1
KCDC should provide rubbish bins free of charge	1
Wheelie bins increase waste and should be banned	1
Government to fund councils for organic waste	1
Total	61

6.5.8 Footpaths

6.5.8.1 If you have any views on footpaths, please comment here:

Most comments were supportive of the footpaths major project. Some respondents requested that footpaths be multi-use for cyclists (7).

Table 99: If you have any views on these, please comment here. Footpaths — Support

Support	Count
General support	45
Make footpaths safer / more accessible	20
Extension to Waikanae walkways / bridleways needed	1
Improvements needed in Ōtaki	1
As long as KCDC does the work	1
Total	68

Table 100: If you have any views on these, please comment here. Footpaths — Oppose

Oppose	Count
Unnecessary	4
Opposed to incurring / maintaining debt	2
Total	6

Table 101: If you have any views on these, please comment here. Footpaths — Ideas

Ideas	Count
Multi-use access for cyclists	7
Multi-use access for horses	3
Footpaths should not be multi-use	2
More consultation needed	1
Create footpaths for all roads	1
Total	14

6.5.9 Ōtaki community facilities

6.5.9.1 If you have any views on Ōtaki community facilities, please comment here:

Most comments were in support of the Ōtaki community facilities major project.

Table 102: If you have any views on these, please comment here. Ōtaki community facilities — Support

Support	Count
General support	13
Needs more funding	2
Support a feasibility study	1
Total	16

Table 103: If you have any views on these, please comment here. Ōtaki community facilities — Oppose

Oppose	Count
Unnecessary	2
Opposed to incurring / maintaining debt	1
Only maintain facilities	1
Opposed to budgeting for consultation	1
Total	5

Table 104: If you have any views on these, please comment here. Ōtaki community facilities — Ideas

Ideas	Count
Ensure equity in access	1
Invest in museum	1
Focus on heritage of the area	1
Maintain cemetery	1
Invest in town centre	1
Invest in railway	1
Develop Ōtaki for equestrians	1
Develop safe play areas at marae	1
Development should reflect the community	1
Total	9

Table 105: If you have any views on these, please comment here. Ōtaki community facilities — General comments

General comments	Count
More information needed	4
More consultation needed	3
Total	7

6.5.10 Indoor sports centre

6.5.10.1 If you have any views on indoor sports centre, please comment here:

Most comments were in support of the indoor sports centre project. Reducing spending was the main reason for opposition (11).

Table 106: If you have any views on these, please comment here. Indoor sports centre — Support

Support	Count
General support	38
Availability for community use	5
Support a feasibility study	3
No indoor facilities currently available	3
Need a facility in Paraparaumu over and above the one in Ōtaki	2
Necessary to promote wellbeing of young people	1
Bring tournaments and economic development	1
If funded by MoE	1
Total	54

Table 107: If you have any views on these, please comment here. Indoor sports centre — Oppose

Oppose	Count
Reduce KCDC spending	11
Unnecessary	7
Benefits are not evenly distributed	5
Total	23

Table 108: If you have any views on these, please comment here. Indoor sports centre — Ideas

Ideas	Count
Available for older people	2
Convert Raumati swimming pool	2
New sports centre needs to have a bowls green	1
Otarua is a more central location for centre	1
Involve young people in the design and planning	1
Needs an adult facilitator to mind kinds	1
Design life of 50 years	1
Calisthenics parks	1
Rather focus on education facilities	1
Consult with Mana Whenua	1
Total	12

6.5.11 Ngā Manu Nature Reserve

6.5.11.1 If you have any views on Ngā Manu Nature Reserve, please comment here:

The majority of comments received are in support of the 'Ngā Manu Nature Reserve' major project.

Table 109: If you have any views on these, please comment here. Ngā Manu Nature Reserve — Support

Support	Count
General support	38
Needs to be protected / have a conservation corridor	2
Total	40

Table 110: If you have any views on these, please comment here. Ngā Manu Nature Reserve — Oppose

Oppose	Count
Private facility	4
Ratepayers should not be paying / KCDC in too much debt	2
Unnecessary	1
Total	7

Table 111: If you have any views on these, please comment here. Ngā Manu Nature Reserve — Ideas

Ideas	Count
Local discount on entry	2
Create a network of conservation destinations	1
Subsidised transport	1
Link to Waikanae North	1
Total	5

6.5.12 Playgrounds

6.5.12.1 If you have any views on playgrounds, please comment here:

Feedback from comments on playgrounds is mostly supportive. The most frequently given reason for opposition is that the project was unnecessary (7). Making playgrounds suitable for older children was important for some (7).

Table 112: If you have any views on these, please comment here. Playgrounds —Support

Support	Count
General support	18
Support playground development in Ōtaki	3
Must be inclusive of people with disabilities	1
Improve Reikorangi playground	2
Renovate Waikanae Memorial Park	2
Only if used	1
Total	27

Table 113: If you have any views on these, please comment here. Playgrounds — Oppose

Oppose	Count
Unnecessary	7
Only maintain areas	2
Finish current playground projects before starting new ones	1
Signage at Haruātai Park	1
Total	11

Table 114: If you have any views on these, please comment here. Playgrounds — Ideas

Ideas	Count
Playgrounds for older children	7
Improve safety of the playgrounds	4
Add lighting to playgrounds	1
Build basketball court in Waikanae	2
Morning tea at playgrounds to consult parents	1
Update signage	1
Improve water quality of ponds	1
Basketball courts need to be away from housing	1
Total	17

6.5.13 Maclean Park

6.5.13.1 If you have any views on Maclean Park, please comment here:

The majority of responses to this project were supportive. Improving the toilets and making them wheelchair friendly was mentioned in some responses (6).

Table 115: If you have any views on these, please comment here. Maclean Park — Support

Support	Count
General support	16
Total	16

Table 116: If you have any views on these, please comment here. Maclean Park — Oppose

Oppose	Count
Park is fine as is	4
Other more pressing concerns	3
General opposition	2
Unfair allocation of support to Maclean Park	2
Opposed to spending money on artwork	2
Total	13

Table 117: If you have any views on these, please comment here. Maclean Park — Ideas

Ideas	Count
Improve toilets / make them wheelchair accessible	6
Improve the natural environment of Maclean Park	3
Increase parking spaces to accommodate development	1
Give Maclean Park a Māori name	1
More information needed	1
No more buildings	1
Bike and scooter track	1
Total	14

6.5.14 Ōtaki Pool upgrade stage 2

6.5.14.1 If you have any views on Ōtaki Pool upgrade stage 2, please comment here:

The majority of feedback received was supportive of the Ōtaki Pool upgrade.

Table 118: If you have any views on these, please comment here. Ōtaki Pool upgrade stage 2 — Support

Support	Count
General support	19
Total	19

Table 119: If you have any views on these, please comment here. Ōtaki Pool upgrade stage 2 — Oppose

Oppose	Count
Unnecessary	4
Opposed to incurring / maintaining debt	1
Total	5

Table 120: If you have any views on these, please comment here. Ōtaki Pool upgrade stage 2 — Ideas

Ideas	Count
Entry costs should be minimal	2
Solar panels needed to be used in pool upgrades	1
Total	3

6.5.15 Kāpiti Gateway – Te Uruhi

6.5.15.1 If you have any views on Kāpiti Gateway – Te Uruhi: please comment here:

The majority of the responses to this major project were in opposition, mainly because it is unnecessary (35). Support was mostly given, provided the project was scaled down (10).

Table 121: If you have any views on these, please comment here. Kāpiti Gateway – Te Uruhi — Support

Support	Count
Support, if it was scaled down	10
General support	8
Good economic investment	5
Support, with additional non-KCDC funding	3
Support, if affordable	2
Support, if disabled access	1
Support, if privately developed	1
Total	30

Table 122: If you have any views on these, please comment here. Kāpiti Gateway – Te Uruhi — Oppose

Oppose	Count
Not necessary	35
Other more pressing issues	15
Waste of money	34
General opposition	31
Not financially viable	25
Community does not want this	20
Lack of consultation	8
Negative impact on parking / local cafes	7
Building in tsunami / climate change impact zone	6
Opposed to rates increase	3
Previous consultation support was based on a concept/idea	1
Don't need a visitor centre as most people go online	1
Total	171

Table 123: If you have any views on these, please comment here. Kāpiti Gateway – Te Uruhi — Ideas

Ideas	Count
Existing buildings that could be renovated	2
Raising fees to go to Kāpiti island	2
Project needs rethinking	2
Build centre where it does not block view	1
Build with an i-site	1
Address the management of the project	1
Share the space with community groups	1
Should service all conservation activities in Kāpiti Coast	1
Total	11

6.5.16 Community board proposals

6.5.16.1 If you have any views on community board proposals, please comment here:

Feedback relating to this proposal was evenly split between support (11) and opposition (10).

Table 124: If you have any views on these, please comment here. Community board proposals — Support

Support	Count
General support	11
Total	11

Table 125: If you have any views on these, please comment here. Community board proposals — Oppose

Oppose	Count
Unnecessary / bureaucratic / waste of time	6
Opposed to incurring / maintaining debt	2
Do not delegate decision-making powers to community boards	1
Opposed to Haruātai Park Signage	1
Total	10

Table 126: If you have any views on these, please comment here. Community board proposals — Ideas

Ideas	Count
KCDC should make the role of community board more known	3
Provide more wards representing rural areas and Māori	2
Provide Ngā Manu funds	1
Total	6

6.6 Costs and rates

Council has proposed changes to the rating system, user fees and charges and policies for the Long-term Plan. Respondents were able to view an outline of the proposed rates increase for 2021/22 and how it will affect different properties. This section of the report details feedback from the community on the proposed changes to costs and rates in Kāpiti District.

6.6.1 Changes to rating system

6.6.1.1 Background

Council has proposed some changes to that the rating system. These changes would help alleviate some affordability issues, and move closer to the target rating system proposed in 2017, by reducing rates collected through land value charges from 37 percent to 34 percent and increase rates collected through capital value charges from 15 percent to 18 percent.

6.6.1.2 We are proposing some changes to our rating system. What are your views?

The majority of feedback was in opposition to the changes. Opposition was mostly in regard to rates increases (89). Support for the proposed changes, provided it stops the rates increase, was the reason most given (66) for support.

Table 127: We are proposing some changes to our rating system. What are your views? — Support

Support	Count
General support / if it stops the increase	66
Supports land value rating	8
As long as it is fair	5
As long as low income earners are not put at risk	4
As long as KCDC spends it on core business	2
Total	85

Table 128: We are proposing some changes to our rating system. What are your views? — Oppose

Oppose	Count
Opposed to rate increases	89
Opposed to rate increases	66
Rates increase should not exceed inflation	13
Rate increases with average wage / pension increases	10
General opposition	23
Maintain the status quo	20
Reduce KCDC spending	18
Rates increases are not equitable / fair	10
Increase in those asking for rate remissions	7
Rebates for residents not using KCDC services	6
Opposed to Kāpiti Gateway	4
Focus on core infrastructure and services only	3
Audit of KCDC spending should be done	2
Only increase business rates	1
Commercial rates should stay the same	1
Lowering land based rates is a handout to the wealthy	1
KCDC not business friendly	1
Total	186

Table 129: We are proposing some changes to our rating system. What are your views? — Ideas

Ideas	Count
Increased transparency is needed	6
Reduce rates through CCO / other source	2
Rates should be calculated differently	2
Commercial rates should be spent within the area	2
KCDC assist KEDA with funding	1
Development in opposition with climate change emergency	1
Increase rates on empty land	1
Update rates calculator	1
Rating should be mainly based on capital values	1
Charitable organisations should pay rates	1
Reduce rates through increased service charges	1
Higher rates for those on beach front	1
Spend more on infrastructure	1
Total	21

Table 130: We are proposing some changes to our rating system. What are your views? — General comments

General comments	Count
Difficult to understand	11
Meaningless consultation	2
More consultation needed	1
More information needed	1
Total	15

6.6.2 Changes to the rates remission policy

6.6.2.1 Background

Council's rates remission policy sets out how Council provides assistance to people who face significant difficulty paying their rates. Council is proposing some changes to the policy to expand the help provided, and an increase of \$50,000 per year for the rates remission fund.

6.6.2.2 We are proposing some changes to our rates remission policy. What are your views?

The majority of feedback was in support of the proposed changes. Opposition was mainly expressed for rates increases that necessitate the need for remissions (30).

Table 131: We are proposing some changes to our rates remission policy. What are your views? — Support

Support	Count
General support	98
Threshold is too low / will not help enough given increase	20
Constant auditing to see who needs it	3
Increase fund / level of payment	2
As long as it is fair	1
Total	124

Table 132: We are proposing some changes to our rates remission policy. What are your views? — Oppose

Oppose	Count
Opposed to rates increase leading to need for remissions	30
General opposition	14
Ratepayers should not pay for it	8
Reduce KCDC spending	7
Only benefits a few when a lot of people are affected	5
Central governments responsibility	3
Focus on core infrastructure and services only	2
Lack of transparency	2
Concern over how many people will apply	2
Does not help those who are renters	1
Does not help people who need it when they need it	1
Opposed given KCDC's poor track record with management	1
Proposal is racist towards Māori	1
Total	77

Table 133: We are proposing some changes to our rates remission policy. What are your views? — Ideas

Ideas	Count
Rental managers need to be made aware of assistance for tenants	1
Consult with Mana Whenua	1
Charge for parking	1
Sell off land and increase rates base rather than increase rate	1
Only support people who have paid rates in Kāpiti for 10 years	1
Total	5

Table 134: We are proposing some changes to our rates remission policy. What are your views? — General comments

General comments	Count
Difficult to understand	1
More information needed	1
Total	2

6.6.3 Changes to user fees and charges

6.6.3.1 Background

The Council receives about 11 percent of its income from fees and charges. Fees and charges cover everything from building consents to hall hire. To reflect increased costs of providing services, Council are proposing a general increase of 3.6 percent (which is the LGCI). There are also some new fees and specific changes proposed.

6.6.3.2 As part of managing increased costs, we are proposing some changes to fees and charges. What are your views?

The majority of feedback was in opposition to the changes. Most opposition was regarding changes to the swimming pool fees (40).

Table 135: As part of managing increased costs, we are proposing some changes to fees and charges. What are your views? — Support

Support	Count
General support	80
Improve service with increased fees	6
Support swimming pool fees	6
Support dog registration fees	5
Support user-pays mentality	3
Support to reduce rates	2
Support developers paying more for building consents	1
Support LIM increases if charged on a cost-recovered basis	1
Total	104

Table 136: As part of managing increased costs, we are proposing some changes to fees and charges. What are your views? — Oppose

Oppose	Count
Opposed to swimming pool fees	40
Opposed to swimming pool fee for spectators	11
General opposition	34
Opposed to increase in building consent fees	22
Opposed to minor building work consent fees	3
Mana whenua exempt from building consent	2
Opposed to increasing dog registration costs	9
Opposed to LIM price increase	9
Opposed to increase in building costs	8
Opposed to rent increases for elderly	8
Opposed on grounds of hardship	4
Opposed to percentage increase	2
Opposed to Kāpiti Gateway	2
KCDC do not maintain facilities	2
Opposed to increase in resource consent fees	2
Opposed to rate increases	1
Total	143

Table 137: As part of managing increased costs, we are proposing some changes to fees and charges. What are your views? — Ideas

Ideas	Count
Charges should be aligned to costs	6
Have a concession rate for locals	4
Let services be privately provided	2
Introduce registration fees for other pets	2
Reduce KCDC spending	2
Rather have a land tax	2
Postpone implementation after recovered from COVID-19	2
Have a less disruptive and expensive renovation process	1
Complete a time and cost survey	1
Increase the number of amenities	1
Rather promote housing and increase tax base	1
Percentage of water should be free	1
Recognise alternative building codes	1
Ban dogs from beaches	1
Communicate how fees are calculated	1
Charge people for not recycling at landfill	1
LIM should be free online	1
Building consents auto given to plans made by authorised groups	1
GST from charges should go to KCDC	1
Increase fines for dog owners who do not register	1
Lifesavers should be exempt from swimming pool costs	1
Merge KCDC with Porirua City Council to reduce consent fees	1
Elderly social housing should become government responsibility	1
Create incentives for staff to improve services	1
Total	37

6.6.4 Changes to levels of service

6.6.4.1 Background

Council have proposed to close the Waikanae green waste and recycling site from 1 August 2021. This would make levels of service for Waikanae residents similar to other parts of the district. The rates impact for year one of closing the facility is 0.2 percent. If Council did not make this change, the average rates increase would be higher by 0.2 percent. Overall, Council will be lifting their levels of service as they increase their resources for the bigger work programme they propose and respond to the recommendations of the organisation review.

6.6.4.2 We are proposing one change to service levels. What are your views?

The majority of feedback was in opposition to the changes. The main reason given was that the changes would be bad for the environment (23).











Table 138: We are proposing one change to service levels. What are your views? — Support

Support	Count
General support	33
If there is no cost to benefit	2
Put cost savings towards fee charges	1
As long as other options are available	1
Support, only if there is a lack of use	1
Total	38

Table 139: We are proposing one change to service levels. What are your views? — Oppose

Oppose	Count
General opposition	36
Bad for environment - emissions from driving further	23
Use facility	22
Recycling is good - facility promotes this	21
Will lead to illegal dumping / green waste in general waste	20
Do not get kerbside collection / have no other option	14
Rather increase service in other areas to be the same	8
Opposed to rates increase for closing a service	7
With population growth the site will become more important	6
Paraparaumu and Ōtaki have similar facilities (not equalising)	5
Opposed to being forced to use a private collector	4
Will increase fees from garden contractors	2
Support 0.2% rates increase to keep facility open	1
Should be combined with a rates decrease for rural properties	1
Total	170

Table 140: We are proposing one change to service levels. What are your views? — Ideas

Ideas		Count
More info / consultation needed and listen to community feedback		8
Educate the community on environmental management		2
Reduce curbside mowing to reduce GHG emissions		1
Reduce number of waste collectors		1
Reduce cost of waste disposal at Otaihanga		1
Green waste should be a free service		1
Reduce staffing at facility		1
Incorporated into Otaihanga		1
Waste system needs to be reviewed		1
Make the site more user friendly		1
Total		18

6.6.5 Changes to policies

6.6.5.1 Background

All councils are required to have specific policies for key aspects of their activities. These policies ensure that work is consistent with local government laws and that their actions are clear and transparent for their communities. Council's main policies are: revenue and financing; rates remission; development contributions; significance, and engagement. Council reviews these policies at least once every three years and for this Long-term Plan, are proposing some changes.

We are proposing some changes to four of our policies:

- Revenue and financing
- Rates remission
- Development contributions
- Significance and engagement

6.6.5.2 What are your views on the changes to the Revenue and financing policy?

Feedback relating to revenue and financing policy changes was evenly split between support and oppose. The most frequent reason given in opposition to the changes was disapproval for the percentage of rates increase (14).

Table 141: We are proposing some changes to four of our policies: revenue and financing. What are your views? — Support

Support	Count
General support	35
Only if commercial investment is encouraged	2
Ensure equity in grants distribution	1
Keep new fees as simple as possible	1
Implement gradually	1
Support if it makes rates more affordable	1
Total	41

Table 142: We are proposing some changes to four of our policies: revenue and financing. What are your views? — Oppose

Oppose	Count
Opposed to rate increases / percentage increase	14
General opposition	10
Reduce KCDC spending	5
Increase commercial rate, do not subsidise through residents	4
Focus on core infrastructure and services only	2
Makes it difficult to attract business	1
KCDC should not be involved in economic development	1
Opposed to Kāpiti Gateway	1
Total	38

Table 143: We are proposing some changes to four of our policies: revenue and financing. What are your views? — Ideas

Ideas	Count
Review / audit KCDC spending / costs	4
More consultation needed	4
Should have a measurable impact	2
Rates should be based on land use and polluter pays principle	1
Commercial rates should be representative of benefits received	1
Total	12

Table 144: We are proposing some changes to four of our policies: revenue and financing. What are your views? — General comments

General comments	Count
Difficult to understand	14
Total	14

6.6.5.3 What are your views on the changes to the rates remission policy?

Feedback in relation to rates remission policy changes was mostly supportive. Opposition was mainly expressed for rates increases that necessitate the need for remissions (11).

Table 145: We are proposing some changes to four of our policies: rates remission. What are your views? — Support

Support	Count
General support	46
Increase the fund	2
Concerns that it will not be enough to cover all applications	1
Total	49

Table 146: We are proposing some changes to four of our policies: rates remission. What are your views? — Oppose

Oppose	Count
Opposed to rate increases as results in need for remission	11
General opposition	9
Reduce KCDC spending	3
Lift cut off point for rate remissions	2
Rates remission is central governments responsibility	2
More people will apply for remissions	1
Needs to be equitable	1
Proposal is racist towards Māori	1
Total	30

Table 147: We are proposing some changes to four of our policies: rates remission. What are your views? — Ideas

Ideas	Count
More consultation needed	3
Should be means tested	2
Rates remissions are needed the year they are applied for	1
Total	6

Table 148: We are proposing some changes to four of our policies: Rates remission. What are your views? — General comments

General comments	Count
Needs more information	3
Concern about public knowledge and stigma	1
Total	4

6.6.5.4 What are your views on the changes to the development contributions policy?

The majority of the feedback received on the development contributions policy changes is supportive.

Table 149: We are proposing some changes to four of our policies: development contributions. What are your views? — Support

Support	Count
General support	25
Developers should pay for infrastructure	3
Use as a lever to encourage development (reduction incentives)	1
Support smaller houses	1
Total	30

Table 150: We are proposing some changes to four of our policies: development contributions. What are your views? — Oppose

Oppose	Count
General opposition	11
Lack of consultation with affected parties	3
Does not reflect real costs	2
Cap or remove for Māori	1
Housing is central government / market responsibility	1
Total	18

Table 151: We are proposing some changes to four of our policies: development contributions. What are your views? — Ideas

Ideas	Count
Needs rethinking / reviewing	3
Make investment easier	1
More resources should be directed to reducing carbon emissions	1
Increase needs to be greater	1
Total	6

Table 152: We are proposing some changes to four of our policies: development contributions. What are your views? — General comments

General comments	Count
Difficult to understand	2
Total	2

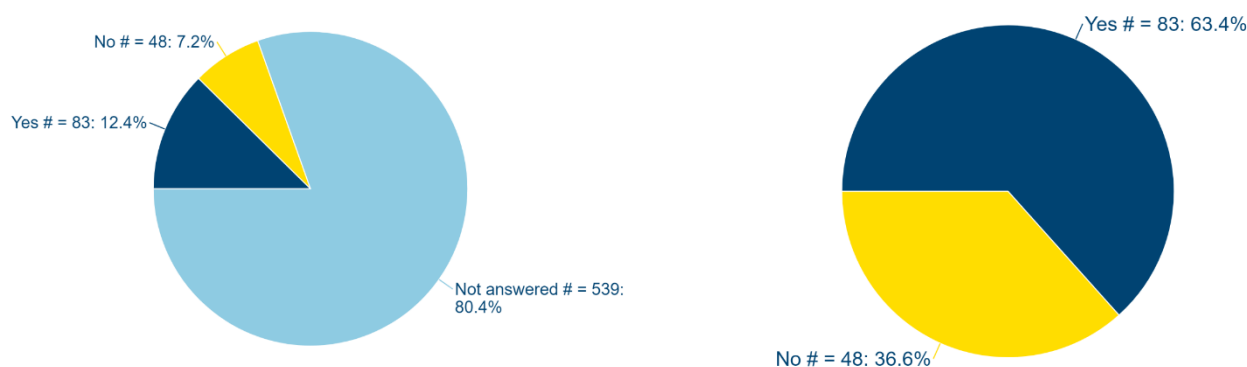
6.6.5.5 Significance and engagement

6.6.5.5.1 Do you agree with our criteria for assessing significance?

63.4% of respondents who answered this question agree with the criteria for assessing significance.

Figure 16: Do you agree with our criteria for assessing significance?

Do you agree with our criteria for assessing significance?



Includes not answered

Excludes not answered

Table 153: Do you agree with our criteria for assessing significance? — by age and location

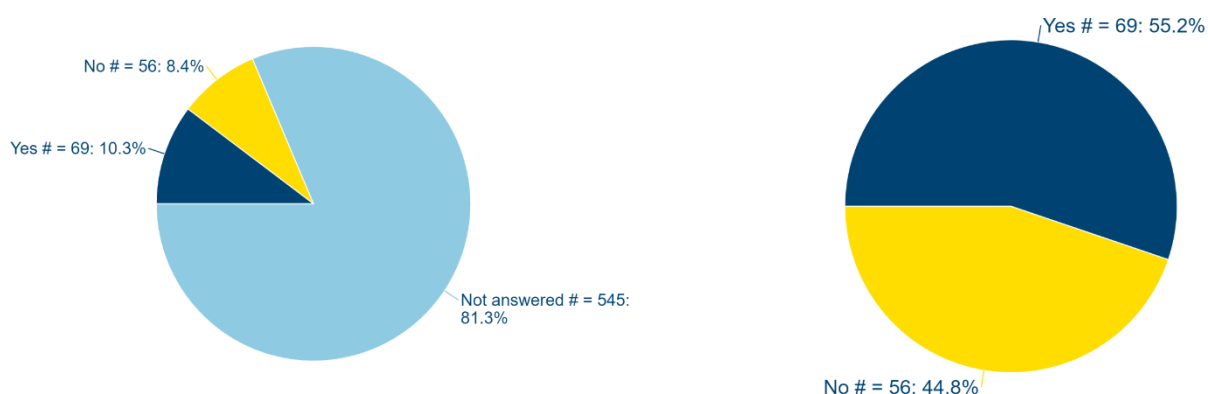
Column % n	Age				Location								Total # = 670
	15 - 39 # = 53	40 - 59 # = 111	60 + # = 175	Not answered # = 331	Paekākāriki # = 30	Raumati # = 77	Paraparaumu # = 154	Waikanae # = 134	Te Horo # = 10	Ōtaki # = 50	Not answered # = 191	Outside of Kāpiti # = 24	
Yes	9%	18%	26%	4%	17%	23%	17%	19%	40%	4%	1%	4%	12%
	5	20	45	13	5	18	26	25	4	2	2	1	83
No	6%	13%	7%	5%	0%	5%	12%	8%	0%	14%	4%	0%	7%
	3	14	13	18	0	4	19	11	0	7	7	0	48
Not answered	85%	69%	67%	91%	83%	71%	71%	73%	60%	82%	95%	96%	80%
	45	77	117	300	25	55	109	98	6	41	182	23	539

6.6.5.5.2 Do you agree with the thresholds we apply to help determine if a matter may be significant?

55.2% of respondents who answered this question agree with the thresholds.

Figure 17: Do you agree with the thresholds we apply to help determine if a matter may be significant?

Do you agree with the thresholds we apply to help determine if a matter may be significant?



Includes not answered

Excludes not answered

Table 154: Do you agree with the thresholds we apply to help determine if a matter may be significant? — by age and location

Column % n	Age				Location								Total # = 670
	15 - 39 # = 53	40 - 59 # = 111	60 + # = 175	Not answered # = 331	Paekākāriki # = 30	Raumati # = 77	Paraparaumu # = 154	Waikanae # = 134	Te Horo # = 10	Ōtaki # = 50	Not answered # = 191	Outside of Kāpiti # = 24	
Yes	8% 4	13% 14	21% 37	4% 14	7% 2	18% 14	13% 20	18% 24	20% 2	8% 4	1% 2	4% 1	10% 69
No	8% 4	16% 18	9% 16	5% 18	3% 1	10% 8	14% 21	8% 11	10% 1	12% 6	4% 8	0% 0	8% 56
Not answered	85% 45	71% 79	70% 122	90% 299	90% 27	71% 55	73% 113	74% 99	70% 7	80% 40	95% 181	96% 23	81% 545

6.6.5.5.3 Do you understand our framework for determining how and when we seek community feedback on key activities?

53% of respondents who answered this question understand the framework.

Figure 18: Do you understand our framework for determining how and when we seek community feedback on key activities?

Do you understand our framework for determining how and when we seek community feedback on key activities?

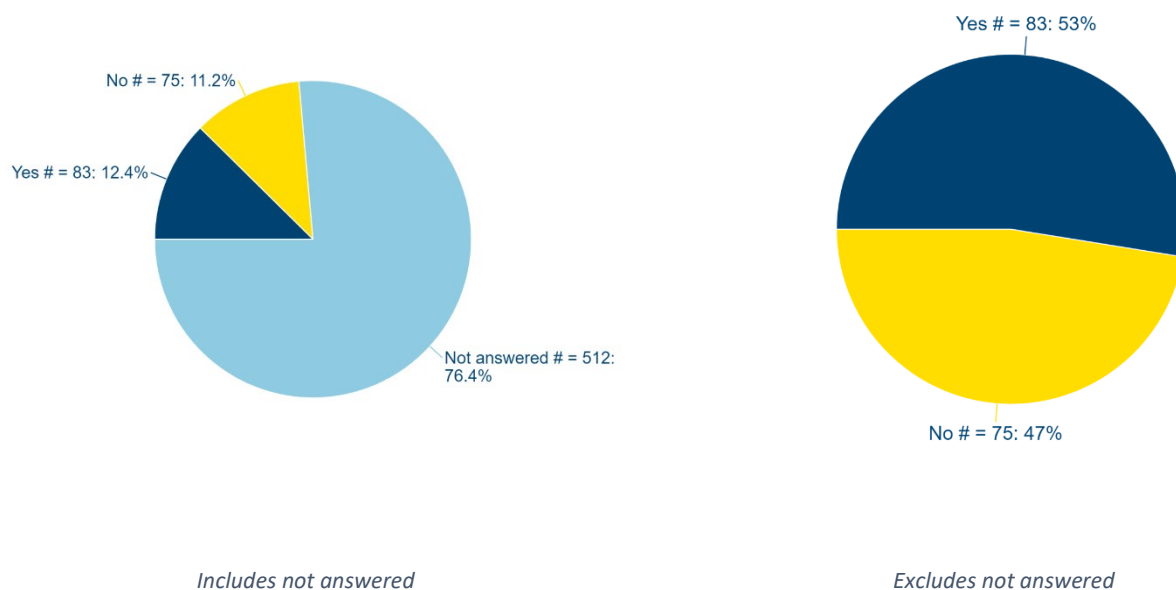


Table 155: Do you understand our framework for determining how and when we seek community feedback on key activities? — by age and location

Column % n	Age				Location								Outside of	Total # = 670
	15 - 39 # = 53	40 - 59 # = 111	60 + # = 175	Not answered # = 331	Paekākāriki # = 30	Raumati # = 77	Paraparaumu # = 154	Waikanae # = 134	Te Horo # = 10	Ōtaki # = 50	Not answered # = 191	Kāpiti # = 24		
Yes	9%	16%	22%	7%	3%	18%	19%	16%	40%	14%	3%	4%	12%	
	5	18	38	22	1	14	30	21	4	7	5	1	83	
No	8%	19%	17%	6%	3%	19%	18%	16%	0%	10%	3%	0%	11%	
	4	21	30	20	1	15	27	22	0	5	5	0	75	
Not answered	83%	65%	61%	87%	93%	62%	63%	68%	60%	76%	95%	96%	76%	
	44	72	107	289	28	48	97	91	6	38	181	23	512	

6.6.6 Rates for 2021/22

6.6.6.1 Background

The costs for providing services mainly come from rates income. The new rates for 2021/22 are decided by Council when they adopt the Long-term Plan 2021–41 in June 2021, after they have considered all the feedback received on the proposed changes. The first instalment of the new rates will be sent out in August 2021.

6.6.6.2 If a Long-term Plan is adopted by Council with the work programme and proposals recommended, this would mean an average rates increase of 7.8 percent for 2021/2022. Which of the following best indicates your views?

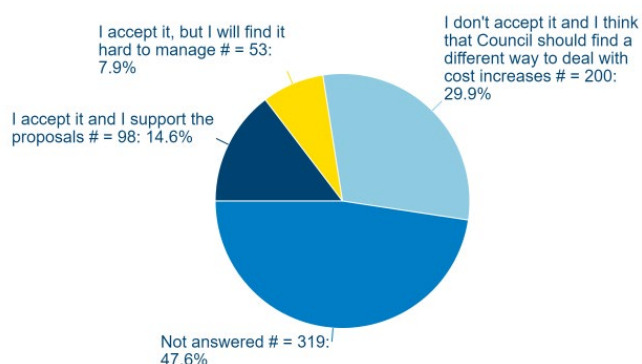
- I accept the need for the increase and I support the proposals
- I accept the need for the increase, but I will find it hard to manage

- I don't accept the need for the increase and I think that Council should find a different way to deal with cost increase

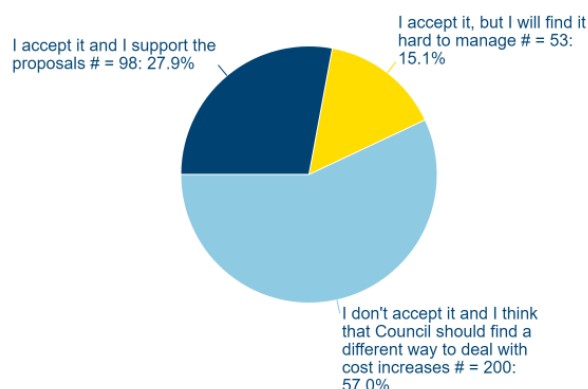
57% of respondents who answered this question do not accept it and think that Council should find a different way to deal with cost increases.

Figure 19: Which of the following best indicates your views?

Which of the following best indicates your views?



Includes not answered



Excludes not answered

Table 156: Which of the following best indicates your views? — by age and location

Column % n	Age				Location								Total # = 670
	15 - 39 # = 53	40 - 59 # = 111	60 + # = 175	Not answered # = 331	Paekākāriki # = 30	Raumati # = 77	Paraparaumu # = 154	Waikanae # = 134	Te Horo # = 10	Ōtaki # = 50	Not answered # = 191	Outside of Kāpiti # = 24	
I accept it and I support the proposals	8%	17%	22%	11%	23%	29%	17%	24%	20%	8%	2%	8%	15%
	4	19	39	36	7	22	26	32	2	4	3	2	98
I accept it, but I will find it hard to manage	8%	9%	11%	6%	10%	16%	12%	10%	10%	2%	2%	8%	8%
	4	10	20	19	3	12	18	13	1	1	3	2	53
I don't accept it and I think that Council should find a different way to deal with cost increases	21%	34%	37%	26%	7%	38%	43%	31%	50%	54%	15%	8%	30%
	11	38	64	87	2	29	66	41	5	27	28	2	200
Not answered	64%	40%	30%	57%	60%	18%	29%	36%	20%	36%	82%	75%	48%
	34	44	52	189	18	14	44	48	2	18	157	18	319

6.6.6.3 Do you have any views on an average rates increase of 7.8 percent for 2021/2022?

Opposition to rate increases that result in hardship and unaffordability was the main reason (141).

Table 157: If a Long-term Plan is adopted by Council with the work programme and proposals recommended, this would mean an average rates increase of 7.8 percent for 2021/2022. Do you have any views on this? — Support

Support	Count
General support	22
As long as there is value for the increase	8
Support, if increase is lowered	5
Changes should not negatively impact on low socio-economic	3
Subject to a full financial review of KCDC every few years	1
If KCDC takes back rubbish collection in house	1
Total	40

Table 158: If a Long-term Plan is adopted by Council with the work programme and proposals recommended, this would mean an average rates increase of 7.8 percent for 2021/2022. Do you have any views on this? — Oppose

Oppose	Count
Opposed to rate increases / hardship / unaffordable	141
Rates increase should not exceed inflation	11
Still recovering from COVID-19	9
Increase should be less than proposed increase	4
Reduce KCDC spending / find alternative ways	61
KCDC spending on unnecessary projects	26
Opposed to Kāpiti Gateway	7
Inequitable increases unfair	10
General opposition	7
Rates should reflect services received / proportionality principle	7
Out-of-touch with community	3
Use WCC formula	2
Ratepayer should be able to choose service provider	2
Rates reducing the ability for land to be retained for farming	1
Annual rate payments exceeded value of house on purchase	1
Cap on rate increases needed	1
Total	236

Table 159: If a Long-term Plan is adopted by Council with the work programme and proposals recommended, this would mean an average rates increase of 7.8 percent for 2021/2022. Do you have any views on this? — Ideas

Ideas	Count
More consultation needed	5
Rates increases should be decided democratically	2
Should be based on land value	2
Complete current projects before committing to more expenditure	1
Look for ways to alleviate rates increases	1
Rates remissions should only apply until more business in area	1
Should be a flat rate for rural and residential	1
Borrow money rather than increase rates	1
Total	14

Kāpiti Coast District Council's Long-term Plan for 2021-41 - summary of community consultation

Table 160: If a Long-term Plan is adopted by Council with the work programme and proposals recommended, this would mean an average rates increase of 7.8 percent for 2021/2022. Do you have any views on this? — General comments

General comments	Count
Community will expect outcomes	3
Confusion from different valuations	2
Poorly trained KCDC workers	1
Community will have to accept increases regardless	1
Total	7

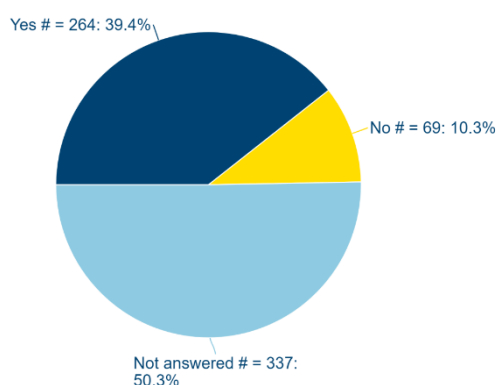
6.6.6.4 Do you support the Council exploring other ways to generate income?

- Yes
- No

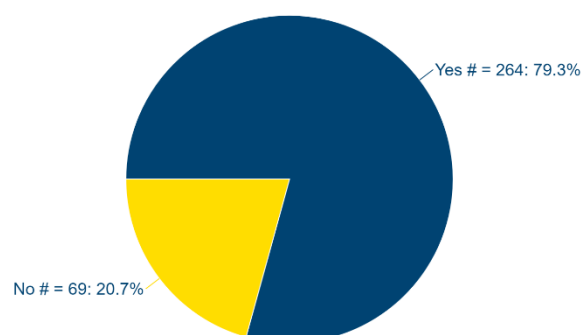
79.3% of respondents who answered this question support KCDC exploring other ways to generate income.

Figure 20: Do you support the Council exploring other ways to generate income?

Do you support the Council exploring other ways to generate income?



Includes not answered



Excludes not answered

Table 161: Do you support the Council exploring other ways to generate income? — by age and location

Column % n	Age				Location								Total # = 670
	15 - 39 # = 53	40 - 59 # = 111	60 + # = 175	Not answered # = 331	Paekākāriki # = 30	Raumati # = 77	Paraparaumu # = 154	Waikanae # = 134	Te Horo # = 10	Ōtaki # = 50	Not answered # = 191	Outside of Kāpiti # = 24	
Yes	30%	48%	54%	31%	33%	68%	56%	46%	50%	54%	9%	17%	39%
	16	53	94	101	10	52	86	62	5	27	18	4	264
No	9%	10%	13%	9%	3%	17%	14%	11%	30%	8%	6%	0%	10%
	5	11	22	31	1	13	21	15	3	4	12	0	69
Not answered	60%	42%	34%	60%	63%	16%	31%	43%	20%	38%	84%	83%	50%
	32	47	59	199	19	12	47	57	2	19	161	20	337

6.6.6.5 Do you have any views on the Council exploring other ways to generate income?

The main reason for opposition was the desire to have KCDC focus on infrastructure and services only (26).

Table 162: Do you have any views on the Council exploring other ways to generate income? — Support

Support	Count
General support	30
As long as it is cost effective	12
Subject to regular auditing / expert input / transparency	11
Opposed to rate increases	5
As long as it does not affect commercial activities	3
Support exploration	2
Support as interest rates are low	2
Provided there is KCDC oversight	1
As long as it supports service provision	1
Sustainability and environment at forefront	1
Total	68

Table 163: Do you have any views on the Council exploring other ways to generate income? — Oppose

Oppose	Count
Focus on core infrastructure and services only	26
Reduce KCDC spending	17
General opposition	12
Unsure if KCDC has the expertise	9
Opposed to CCO	7
Unlikely to be cost effective	6
Spend money only on necessary projects	4
Opposed to Kāpiti Gateway	2
Central government should cover shortfall	3
KCDC should not compete with local business	2
Lack of transparency on current spending	1
Opposed to housing	1
Opposed to user charges	1
Total	89

Table 164: Do you have any views on the Council exploring other ways to generate income? — Ideas

Ideas	Count
Income generation through airport	12
More consultation needed	11
Tourism	5
Use as a means to address housing shortage	3
Make more land available / sell off land	3
KCDC run recycling facility	2
User pays for services they use	2
Create infrastructure	1
Wind power	1
Charge for commuter carparks	1
Job training schemes	1
Use Whitireia polytech as location for business	1
Pay a finders fee for ideas rather than pay consultants	1
Rabbit farming	1
Public private partnerships	1
Improve parks	1
Increase business property tax	1
Improve shopping centre	1
Possibility of sharing GST on construction of new dwellings	1
Economic development of equestrians	1
Wealth fund	1
IRD sharing GST from construction	1
Promote business development	1
Create a bike charge	1
Engage with business	1
Total	55

Table 165: Do you have any views on the Council exploring other ways to generate income? — General comments

General comments	Count
More information is needed	3
KCDC should be able to provide essential services on rates	1
Total	4

6.7 Other feedback

6.7.1.1 Do you have any other feedback about the proposed Long-term Plan?

Responses to general feedback mostly focused on governance, infrastructure, and the environment. Better management from KCDC had the highest response (66). Improving transport/roads and active travel (47) was the most important theme under infrastructure. Caring for environmental reserves and focusing on restoration/protection was important for 21 respondents.

Table 166: Do you have any other feedback about the proposed Long-term Plan? — Governance

Governance	Count
Better management by KCDC	66
More consultation needed	33
Listen to community concerns	23
Concern regarding KCDC's management	14
Promote equity and access	8
KCDC should be forward thinking	3
KCDC to practice fiscal responsibility	2
Adopt best practice regulations	1
KCDC must uphold the Treaty of Waitangi	1
Consistency with decisions and follow through	1
KCDC should be transparent	1
Upskill KCDC staff	1
Adopt a disability strategy	1
Improve plan	24
LTP is unclear / confusing / lacks information	18
Align KCDC's and GW's LTPs	2
LTP representative of business as usual	1
Reduce KCDC spending / unnecessary projects	18
Focus on core infrastructure and services only	7
Central government should have an increased responsibility	2
KCDC should become a living wage employer	2
Improve general maintenance in Kāpiti	1
KCDC should exclude contracts	1
Promote tourism	1
Total	122

Table 167: Do you have any other feedback about the proposed Long-term Plan? — Infrastructure

Infrastructure	Count
Transport / roads / active travel	47
Improve roading and road network	14
More spent on active travel	14
Improve public transport	9
Safer roads	6
Less should be spent on roading projects	2
Less focus on roading and car usage	2
More / better community amenities / facilities needed	23
Maintain airport	10
Focus on core infrastructure and services only	6
Improve water management and infrastructure	6
Focus on education facilities	4
Do not close Waikanae green waste and recycling site	3
Improved medical services	3
More business facilities needed	3
Opposed to Kāpiti Gateway	2
Need maintenance of existing infrastructure	2
Relace the seawall	2
Increased internet connectivity	1
More high-rise buildings needed	1
Total	113

Table 168: Do you have any other feedback about the proposed Long-term Plan? — Environmental

Environmental	Count
Environmental reserves / restoration / protection needed	21
Reduce carbon emissions	16
Encourage electric vehicles / more electric vehicles	10
Stop / reduce / better manage waste	12
Focus on Climate change	7
Focus on water preservation	3
Scepticism regarding climate change	2
Manage predators	2
Encourage active travel	2
Invest in resilience	1
Ensure sustainable development	1
Manage fishing impacts	1
Total	68

Table 169: Do you have any other feedback about the proposed Long-term Plan? — Housing

Housing	Count
Support for KCDC involvement	10
Increase social housing	3
Make more land available	2
Promote higher density housing	2
Build close to transport hubs	2
Opposed to immigration into NZ with lack of housing	1
KCDC should not be a housing provider	1
Total	21

Table 170: Do you have any other feedback about the proposed Long-term Plan? — Economic

Economic	Count
Opposed to rate increases	11
Concern over cost relative to LTP	4
Offer more support to businesses	2
Ensure cost to benefit ratio	1
KCDC is not responsible for economic rebuild	1
Total	19

Table 171: Do you have any other feedback about the proposed Long-term Plan? — Community

Community	Count
Promote active and engaged communities	7
More focus on child rights	2
Support for more funding for Community boards	1
Return airport land to iwi	1
Better youth therapy	1
Total	12

Table 172: Do you have any other feedback about the proposed Long-term Plan? — General comments

General comments	Count
LTP consultation process	36
Concerns regarding consultation	20
Appreciate consultation	16
General support for LTP	12
Improve Kāpiti	4
General opposition to LTP	3
Requests for funding / assistance and KCDC Support	1
Stop COVID-19	1
Total	57

7 Appendix A: Consultation questions

- 1) Do you think these are the right priorities for Council at this time, and why?
- 2) Do you think investing for resilience and growth is the right approach for Council to take at this time, and why?
- 3) What do you think?
- 4) If there's a COVID-19 resurgence, are there particular things you'd like Council to do – are these the same things we did previously, or are there other things?
- 5) What are the positives that have come out of the pandemic you would like us to keep doing or support in the community?
- 6) Do you have any views on access to housing generally?
- 7) We have made good progress on reducing Council's emissions, however, achieving further gains will cost more. Should we continue to prioritise emissions reduction within Council?
- 8) The effects of climate change are being experienced in different ways across the district, for example, for our coastal communities and infrastructure such as the seawall in Paekākāriki. As climate change impacts become more severe and costs to respond increase, how do we ensure equity across the district?
- 9) We have developed a strategic framework to guide our decision making and we want to know if you think we've got it right. What are your views?
- 10) As our district grows, what do you think good growth looks like?
- 11) What else can Council do to help build community resilience?
- 12) How can Council encourage households' emergency preparedness?
- 13) Should we explore different options for how we insure our assets? We could: reduce our cover/increase our excess? self-insure more/increase our reserves?
- 14) What's important for you about Council's role?
- 15) What should we advocate for?
- 16) Views on Council taking a bigger role in housing
- 17) Views on renewing the Paekākāriki sea wall a different way?
- 18) Views on setting up a CCO
- 19) Views on Council exploring ways to have a role in the airport
- 20) Waikanae Library - share your views.
- 21) Link road - share your views.
- 22) Waste minimisation - share your views.
- 23) Indoor sports centre - share your views.
- 24) Ōtaki Pool upgrade stage 2 - share your views.
- 25) Community Board proposals - share your views.
- 26) Te Newhanga Kāpiti Community Centre - share your views.
- 27) Drinking water safety and resilience - share your views.

- 28) Footpaths - share your views.
- 29) "Ngā Manu Nature Reserve - share your views."
- 30) Maclean Park - share your views.
- 31) Town centres - share your views.
- 32) Stormwater upgrades - share your views.
- 33) Ōtaki community facilities - share your views.
- 34) Playgrounds - share your views.
- 35) Kāpiti Gateway/ Te Uruhi - share your views.
- 36) Views on proposed changes to the rating system
- 37) Views on proposed changes to rates remission policy
- 38) Views on proposal to some changes to fees and charges
- 39) Views on the closure of Waikanae recycling site
- 40) Views on proposed changes to the policy: Revenue and financing
- 41) Views on proposed changes to the policy: Rates remission
- 42) Views on proposed changes to the policy: Development contributions
- 43) Do you have any views on Rates for 2021-22?
- 44) Do you have any views on Council exploring other ways to generate income?
- 45) Do you have any other feedback about the proposed long-term plan?
- 46) If you identify as Māori, would you like to state the iwi with which you identify? If so, please tick all that apply.
- 47) Please tell us the year you were born
- 48) What is your ethnicity?
- 49) What is your Ethnicity? Other

